



# Advanced Techniques in Wastewater Treatment: A Comprehensive Review

**Jyotsana Pandit <sup>a\*</sup> and Anish Kumar Sharma <sup>b</sup>**

<sup>a</sup> Department of Environmental Science, Dr. Y. S. Parmar University of Horticulture and Forestry, Nauni, Solan, India.

<sup>b</sup> Department of Biotechnology, School of Sciences, P. P. Savani University, Surat, India.

## **Authors' contributions**

*This work was carried out in collaboration between both authors. Both authors read and approved the final manuscript.*

## **Article Information**

DOI: <https://doi.org/10.9734/ajee/2024/v23i10605>

## **Open Peer Review History:**

This journal follows the Advanced Open Peer Review policy. Identity of the Reviewers, Editor(s) and additional Reviewers, peer review comments, different versions of the manuscript, comments of the editors, etc are available here: <https://www.sdiarticle5.com/review-history/121445>

**Review Article**

**Received: 04/07/2024**  
**Accepted: 06/09/2024**  
**Published: 14/09/2024**

## **ABSTRACT**

The growing global need for uncontaminated water in the face of escalating pollution levels has emphasized the urgent requirement for efficient wastewater treatment. This comprehensive review explores advanced techniques in wastewater treatment, addressing the necessity for effective wastewater management due to increasing water scarcity and pollution from various sources such as households, industries, and agriculture. Despite their widespread use, conventional wastewater treatment methods frequently fail to adequately address complex and emergent contaminants. This review covers innovative approaches such as membrane filtration processes, advanced oxidation processes (AOPs), electrochemical treatments, and adsorption using novel materials such as carbon nanotubes. These advanced techniques demonstrate superior capabilities in removing complex contaminants including metals, organic and inorganic chemicals, and pathogens. It also highlights the environmental benefits and potential for resource recovery and conservation offered by these advanced methods. Furthermore it underscores the potential of these advanced techniques to improve treatment efficiency, reduce operational costs, and achieve higher water quality standards, thereby contributing to sustainable water management practices.

\*Corresponding author: E-mail: [jyotsanapandit@gmail.com](mailto:jyotsanapandit@gmail.com);

**Cite as:** Pandit, Jyotsana, and Anish Kumar Sharma. 2024. "Advanced Techniques in Wastewater Treatment: A Comprehensive Review". *Asian Journal of Environment & Ecology* 23 (10):1-26. <https://doi.org/10.9734/ajee/2024/v23i10605>.

**Keywords:** Wastewater treatment; membrane filtration; membrane bioreactors; advanced oxidation processes; carbon nanotubes; aerobic granulation; electrochemical treatment.

## 1. INTRODUCTION

Wastewater is defined as water that has had specific substances added to it that have altered its physical, chemical, or biological characteristics and made it unfit to drink. The daily activities of humans are primarily reliant on water, and as a result, they discharge "waste" into the water. "Body wastes (feces and urine), hair shampoo, hair, food scraps, fat, laundry powder, fabric conditioners, toilet paper, chemicals, detergent, household cleansers, dirt, and microorganisms (germs) are among the substances that can cause illness and harm the environment. It is widely recognized that a significant portion of the water that is supplied is disposed off as effluent, which underscores the significance of its treatment" [1]. "Wastewater treatment refers to the systematic use of processes and technologies aimed at eliminating the majority of pollutants present in wastewater, with the ultimate goal of safeguarding the environment and promoting public health" [2]. "The primary objective of wastewater treatment is to extract pollutants, remove coarse particles, eradicate toxicants, and kill potential pathogens. This process is intended to allow the remaining clean water, which is referred to as effluent, to be discharged back into the environment for a variety of purposes [3]. According to World Vision, over 770 million individuals worldwide lack access to clean and secure water for domestic and drinking purposes [4]. Wastewater treatment is also designed to increase the availability of water for human consumption and alleviate the strain on natural water resources. Wastewater treatment is one of the most viable alternatives for improving water sustainability as water scarcity intensifies due to increased demand and encroaching drought conditions [5]. According to Al-Juaidi et al. [6] "the increasing human population will continue to place a greater burden on natural resources, such as pure water, for industrial and domestic purposes. The world is at risk of experiencing acute water shortages and diseases associated with polluted water in the absence of a sustainable water source. There are numerous sources of water contamination, including households, industry, mines, and irrigation". However, the largest source of water contamination is the extensive use of water by industry [7]. The types of treatment of wastewater rely on its nature and the required quality of water after the treatment.

In general, the process of wastewater treatment consists of five successive stages: (1) preliminary/pre-treatment (physical and mechanical); (2) primary treatment (physicochemical and chemical); (3) secondary treatment or purification (chemical & biological); (4) tertiary or final treatment (physical and chemical); and (5) treatment of the sludge formed (supervised tipping, recycling or incineration). Generally, "the initial two stages are referred to as the pre-treatment or preliminary step, contingent upon the circumstances" [8,9]. "Pre-treatment is crucial in removing solid particles and suspended substances from effluent before secondary treatment, as particulate pollution can hinder efficiency or damage decontamination equipment. Primary chemical treatment, such as oxidation, reduction of Cr (VI), pH adjustment, and pre-reduction of high organic load, may also be necessary" [10,11]. "Prior to its release into the environment or its reuse, the pre-treated effluent must undergo a secondary purification treatment utilizing the most suitable biological, physical, or chemical methods to eliminate the chemical contamination. In specific instances, a final or tertiary treatment may be necessary to eliminate the residual contaminants or the compounds generated during the secondary purification process (such as the elimination of salts formed by the mineralization of organic material)" [12]. While there are different types of conventional technologies that have been acknowledged for the purpose of treating water in homes and industries, these approaches have their limitations, as indicated by research [13-17]. "Conventional methods exhibit a relatively high degree of automation. Typically, they necessitate power and stimulation. These systems necessitate specialized labour for their operation and maintenance. Further, the use of traditional methods has become restricted due to various challenges. These challenges include a growing public awareness of the negative effects of water pollution, a demand for higher quality water, a decrease in water resources due to rapid population growth and industrial development, and advancements in manufacturing industries that offer more advanced wastewater treatment processes. Eliminating contaminants such as diverse metals, organic and inorganic chemicals, and pathogens from water is more challenging. Therefore, researchers have introduced a range of innovative methods, including membrane

filtration processes, Advanced oxidation Processes (AOPs), UV irradiation, carbon nanotubes (CNTs), magnetic techniques, and numerous others. Water is a critical natural resource; consequently, it must be safeguarded. It is imperative to prevent contamination by organic and inorganic contaminants in order to preserve the reserve's prevailing flora and fauna. Nevertheless, the environment is further polluted by the discharge of secondary contaminants or byproducts by certain technologies that are employed for this purpose" [18]. Consequently, there is an imperative need for wastewater treatment technologies that are both cost-effective and efficient [19]. Water scarcity is a global issue that underscores the urgent necessity for year-round food production to combat starvation, deprivation, and malnutrition. This necessitates the reuse of wastewater for irrigation purposes [20].

As individuals, communities, and industries seek to ensure that essential resources are accessible and appropriate for use, advanced waste water treatment techniques have garnered global attention. This is essential as society addresses the consequences of urbanization, industrialization, population growth, and the depletion of potable water. Wastewater treatment is not always capable of effectively treating wastewater, which can result in a variety of issues, such as health problems and odours. New methods are employed to address these challenges in the treatment of waste water. The quality of effluent can be enhanced beyond the constraints of conventional technologies through the implementation of these advanced treatment technologies, thereby achieving the objective of resource recovery or resource conservation. The available domestic water supply can be increased by recycling advanced wastewater treatment plant effluents, either directly or indirectly. The primary scope of this comprehensive review is to explore advanced techniques in wastewater treatment. Given the increasing water scarcity and pollution from various sources such as households, industries, and agriculture, there is a pressing need for effective wastewater management. The review addresses the limitations of conventional wastewater treatment methods, which are often insufficient in handling complex contaminants, and highlights innovative approaches that demonstrate superior capabilities. These approaches include membrane filtration processes, advanced oxidation processes, membrane bioreactors,

aerobic granulation and electrochemical treatments.

## 2. MEMBRANE FILTRATION PROCESSES

A membrane is a selective barrier that restricts the passage of components through it, thereby separating two phases [21]. In the process of filtering impurities, salts, heavy metal ions, viruses, and other particles from water, scientific membranes function similarly to the cell walls in our bodies. The membranes are the selective barriers in wastewater treatment that permit the passage of water while preventing the passage of undesirable substances [22]. Membranes can be classified as either organic (polymeric) or inorganic (ceramic or metallic) based on their composition. The morphology of the membranes is determined by the characteristics of the material. Fig. 1 illustrates a membrane-separation system that divides an influent stream into two outgoing streams: the permeate and the retentate or concentrate. The permeate refers to the fraction of the fluid that has successfully traversed the membrane. The retentate, also known as the concentrate, comprises the components that have been excluded by the membrane [23].

In recent decades, the utilization of membranes as a filtration technology has experienced advancements and has been adopted in several sectors, including large-scale enterprises, textiles, and domestic applications. A notable characteristic of membrane filtration is its compact spatial requirement. The chemicals employed in this procedure are very minimal, hence rendering it more desirable and feasible compared to traditional pre-treatment techniques.

### 2.1 Microfiltration (MF)

Microfiltration (MF) is a method of filtering fluids using a membrane to eliminate particles that are in the micron size range. The MF membrane possesses hole diameters that span from 0.1 to 10.0  $\mu\text{m}$ , effectively preventing the passage of microbes. Microfilters are effective for sterilizing water solutions. For instance, the *Pseudomonas diminuta* bacteria, which has a diameter of 0.3  $\mu\text{m}$ , can be effectively disinfected using a microfiltration (MF) membrane that has hole diameters smaller than its size. However, both organic and inorganic molecules can permeate through MF membranes. The primary process for conventional depth filtration involves adsorption

and trapping, whereas MF membranes utilize a sieving mechanism that relies on specific pore sizes to hold particles larger than the diameter of the pores. Therefore, this technique provides membranes that have an absolute rating, making them highly desirable for crucial tasks like as filtering sterile parental fluids, filtering sterile air, and producing particulate-free, extremely pure water for the electronics sector. MF membranes are often composed of natural or synthetic polymers, including cellulose acetate (CA), polyvinylidene difluoride, polyamides, polysulfone, polycarbonate, polypropylene, and polytetrafluoroethylene (PTFE) [24]. Several recently developed MF membranes include ceramic membranes made from alumina, membranes generated through the anodization of aluminum, and carbon membranes. Glass is employed as a membrane material. It is possible to apply zirconium oxide onto a carbon tube that has pores. Sintered metal membranes are produced using stainless steel, silver, gold, platinum, and nickel materials, in the form of disks and tubes. The characteristics of membrane materials are directly manifested in their final uses. The selection criteria include mechanical strength, temperature resistance, chemical compatibility, hydrophobicity, hydrophilicity, permeability, permselectivity, and the cost of the membrane material and production process. Microfiltration commonly employs two process modes: dead-end and cross-flow modes [25]. In the dead-end mode, the entire solution is compelled to pass through the membrane. The compounds to be separated are accumulated on the membrane, resulting in an increase in the hydraulic resistance of the deposit. The membrane should be replaced promptly when the filtrate flux no longer meets the minimum values required at the maximum operating pressure. This mode is mostly utilized for solutions that have a minor level of contamination, such as in the creation of water that is extremely pure. In the cross-flow mode, the solution moves horizontally across the surface of the membrane at a velocity ranging from 0.5 to 5.0 m/s. This prevents the creation of a layer on the membrane surface. A circulation pump generates the cross-flow velocity or shear force required to regulate the thickness of the cover layer. The system is mostly utilized for periodic back flushing, a process in which a portion of the filtrate is forcefully directed in the opposite direction at specific intervals, thereby disrupting the cover layer. The standard operational pressure for this mode is 1–2 bars [26]. A MF has a broad spectrum of uses in the

treatment of water and wastewater. An extremely advantageous prospect for MF lies in the field of municipal water treatment, enabling the disinfection of water without the need for disinfectants such as ozone and chlorine. A recent study demonstrated that MF membranes has the capability to effectively eliminate viruses from surface water that is polluted. The reason for this discovery is that viruses are smaller than the pores in an MF membrane. It is believed that the viruses are being absorbed onto the clay particles, which are large enough to be trapped by the microfilter [27]. MF has the potential to be used in the treatment of municipal sewage. Engineers are investigating the implementation of distributed processing, which entails the utilization of multiple small sewage treatment plants. MF can effectively eliminate heavy metals from waste streams by employing pretreatment chemicals to induce the precipitation of the metals into particles that can be easily filtered. Although conventional wastewater treatment includes pretreatment, its use of gravity settling for solid/liquid separation is less efficient compared to membrane filtration. An effective technique for eliminating heavy metal ions entails the attachment of the metals to a specific agent, followed by the separation of the laden agents from the effluent. Blocher and co-workers [28] have developed a unique hybrid process that combines flotation with MF. This process involves integrating specially built submerged microfiltration modules directly into a flotation reactor for the separation step. This enabled the integration of the benefits of both flotation and membrane separation, while surpassing their constraints.

## 2.2 Nanofiltration (NF)

In 1984, Dr. Peter Eriksson introduced a new type of membranes for commercial use, which he dubbed NF membranes. NF is characterized by its capacity to selectively isolate minute solutes from a solution through two distinct methods. The first mechanism, widely accepted in the scientific community, involves the separation of molecules depending on their charge in water, a process known as ionic separation of NF. The second mechanism involves the process of separating uncharged solutes based on their molecular weight by sieving. The NF membrane types are categorized based on the membrane structure and pore shape, including isotropic micro-porous, nonporous, dense, electrically charged, asymmetric, ceramic, and liquid membranes [29,30,31]. Nanofiltration (NF) is a filtration

technique in which a portion of the feed solution is allowed to flow through a semi-permeable membrane.

The incoming stream is separated into two parts: the permeate, which is the filtered fraction, and the retentate or concentrate, which is the non-filtered portion that is discarded. NF has demonstrated excellent elimination of organic matter. Chlorine disinfection is crucial for eliminating microbial growth that has been observed in NF distribution systems. In order to minimize the growth of microorganisms, the use of NF membranes that have a low capacity to retain inorganic elements and a high ability to remove organic materials can result in water of optimal quality. Membrane systems typically have two distinct flow configurations: Cross-flow with concentrate recycle (CFCR) and Flow system with a dead-end [32] as depicted in Fig. 2.

Cross-flow filtration, also known as tangential flow filtration, involves the use of a high-pressure flow of feed water over the membrane. The solution is separated into two components: the permeate, which passes through the membrane and is filtered, and the reject or concentrate, which flows along the membrane surface without undergoing separation or filtering. The concentrate consists of all discarded salts and is typically concentrated with all unwanted substances. The flow system that includes a terminal unit with no outlet is being run by accumulating refuse until the process of backwashing becomes necessary. The backwashing procedure eliminates and removes all the collected concentrate by utilizing a washing liquid volume that is 2-5% of the total inflow solution. The cross-flow mechanism maintains a consistent flow rate of permeate and extends the lifespan of the membrane by preventing irreversible fouling.

### 2.3 Ultrafiltration (UF)

Ultrafiltration (UF) is a membrane-based separation technique that effectively separates, filters, and concentrates fluids with a size range between microfiltration and nanofiltration. The defined range of molecular weights for this domain is from 500 to 500,000 Daltons. The diameter of the corresponding aperture is approximately between 0.001 and 0.1 micrometers. The working pressure difference typically ranges from 0.1 to 0.8 megapascals, and the diameter of the separated component is roughly 0.005 to 10 micrometers. Fig. 3 displays

the schematic diagram of the ultrafiltration process. The technique can be conceptualized as utilizing the pressure difference between the two sides of the membrane as the impetus. Driven by static pressure, the ultrafiltration membrane acts as the filtering material to allow the solvent and small-molecular-weight solute, which have a smaller pore diameter, to pass through from the high pressure side to the low pressure side. Meanwhile, the large molecular weight solutes are retained on the high pressure side. When water passes through the membrane surface, only water, inorganic salts, and small molecules can go through the membrane. This prevents large molecules like suspended solids, colloids, proteins, and microorganisms from passing through. The objective is to purify, separate, and concentrate the solution [33,34,35]. Ultrafiltration membranes are mostly retained by physical screening. Nevertheless, the pore size of ultrafiltration membranes may occasionally exceed that of solvents and solute molecules. Despite its intended purpose of not trapping, it surprisingly exhibits a noticeable effect of separation. The chemical properties of the membrane surface, such as electrostatic effects, may be the cause. In conclusion, the retention of ultrafiltration membranes is facilitated by three primary mechanisms: adsorption on the membrane's surface and in the pores, retention in the pores, and the elimination of mechanical pores on the membrane's surface [36].

### 2.4 Reverse Osmosis

“Reverse osmosis (RO) is acquiring global acceptance in both water treatment and desalination applications. The process is pressure-driven, and a semi-permeable membrane is used to reject dissolved constituents that are present in the feed water. This rejection is the result of physical–chemical interactions between the solute, solvent, and membrane, as well as size exclusion and charge exclusion” [37,38]. “A pressurized feed solution is passed over one surface of the membrane during the procedure. The water will migrate from the more concentrated solution to the more dilute solution through the membrane as long as the operation pressure, which varies from 10 to 70 bars depending on its application, is greater than the osmotic pressure of the feed solution. In a typical procedure, the semipermeable membrane allows solvent (e.g., water) to flow from a dilute concentration to a more concentrated solution until equilibrium is achieved” [26]. This process will be reversed by applying high pressure to the

concentrated side. A higher concentration of solute is left behind as a result of the solvent flowing away from the concentrated solution. In application, the waste stream passes through the membrane; however, the solvent (e.g., water) is driven through the membrane, while the remaining solutes (e.g., organic or inorganic components) do not pass through and become progressively concentrated on the feed side of the membrane. The majority of RO membranes are composed of polymers, including cellulosic acetate and matic polyamide varieties, and are rated for NaCl rejection at 96–99%. Two varieties of RO membranes are typically used: thin film composite membranes and asymmetric or skinned membranes. The thin film is composed of a variety of polyamines and polyureas, while the support material is typically polysulfones. The pore structure of RO membranes is the tiniest, with a pore diameter that ranges from

approximately 5 to 15 Å (0.5 to 1.5 nm). The semipermeable membrane permits only the smallest organic molecules and unchanged solutes to pass through, with the water. This is due to the extremely tiny size of RO pores. The membrane will also reject a greater than 95–99% of inorganic compounds and charged organics as a result of the charge repulsion set up at the membrane surface. The primary benefit of RO for the treatment of process effluents is its capacity to concentrate diluted solutions for the recovery of salts and compounds with minimal power consumption. The primary energy requirement for separations is a high-pressure pump; no latent heat of vaporization or fusion is necessary. Additionally, it necessitates comparatively limited floor space for compact, high-capacity units and demonstrates favorable recovery and rejection rates for a variety of conventional process solutions.

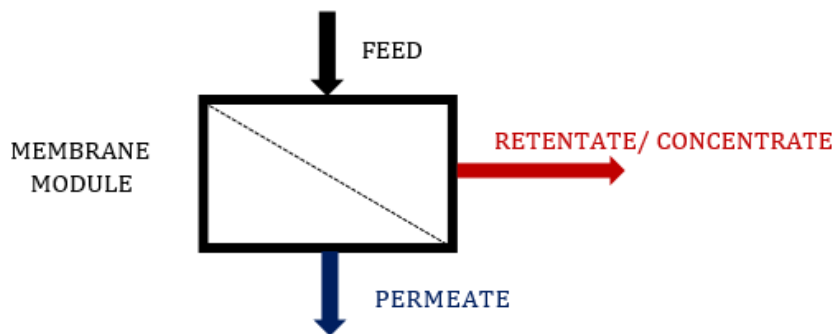


Fig. 1. Diagram of a membrane separation system

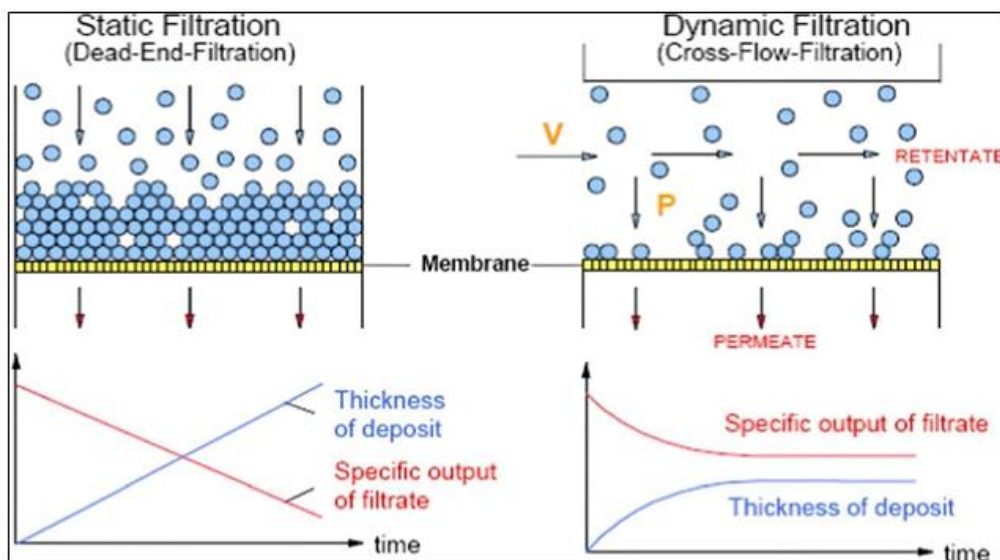


Fig. 2. Membrane flow configurations

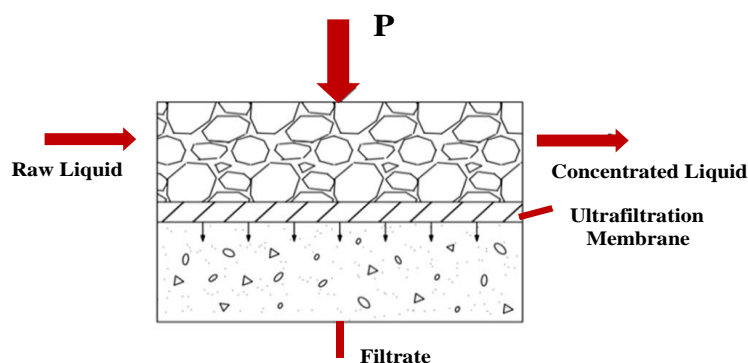


Fig. 3. Illustration depicting the ultrafiltration process

## 2.5 Activated Carbon Filtration (ACF)

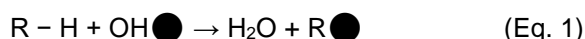
Activated carbon, first used for water purification and medicinal purposes in Ancient Egypt, has been utilized in the industry for its decolorizing properties since the late 18th century [39]. Several plants have been developed to produce activated carbon for wastewater treatment, effectively removing contaminants like heavy metals and sediments without leaving any residual taste or odor [40]. ACFs are a hybrid technique of chemical treatment and membrane filtration) [41]. Activated carbon is a substance that is produced by heating coal and other fossilized organic materials in the presence of specific compounds [42]. This process is initiated at temperatures exceeding 600°C; however, it can be induced at lower temperatures by employing specific catalysts and conditions. As long as particles are not entrapped, activated carbon generates pores on its surface, which facilitate the departure of gases [43]. The pores function as a filter to capture and eliminate contaminants from the water as it flows through by the process of adsorption. ACFs typically include many layers of activated carbon, designed to enhance the absorption of various types of contaminants: heavy metals such as lead, mercury, and cadmium; inorganic compounds such as proteins or hormones; and bacteria [44]. Also, salts, organic compounds, bacteria, and particulate matter like rust and iron oxide can be removed from water, as well as protozoan cysts. Activated Carbon, with a fine structure and large pore surface area, offers powerful adsorptive properties and is available in powder, granular, or pellet forms, and can be activated physically or chemically [45,46]. Zeolite, a common ACF, is a naturally occurring mineral with small pores that effectively remove

bacteria, viruses, and pathogens from water, leaving only beneficial minerals behind. An other prevalent form of activated carbon filter is derived from polysaccharides, including sugar cane bagasse and coconut husks. The removal of suspended particles within the water column by polysaccharides has the potential to decrease turbidity levels, therefore enhancing the taste and purity of water [47]. Studies show the use of agricultural wastes, tropical wood pulp, and non-agricultural sources like automobile tires to create ACFs [48]. Rice husk, jujube seeds, sawdust, walnut shells, watermelon husks, tobacco stems, and bean hulls have been used, while other non-agricultural materials like automobile tires are being explored [49,50,51]. ACFs are simple to design, operate, and scale up, selective to certain substances, and capable of removing pollutants from even dilute solutions. They can reduce chemical odors and tastes, particularly hydrogen sulfide gas, which can cause rotten egg odor in water [52]. According to Leimkuehler [53], the ACF can be used in several types of applications, including industrial or commercial applications as well as in home or household-related situations.

## 3. ADVANCED OXIDATION PROCESSES (AOPS)

AOPs are a class of chemical treatment techniques that can be used to break down organic materials that are resistant to conventional methods. These techniques involve oxidation reactions with a strong, non-selective hydroxyl radical ( $\text{OH}^\bullet$ ), which can break down organic pollutants that are resistant to conventional methods and improve the biodegradability of wastewater [54]. AOPs have the potential to totally mineralize organic

molecules into carbon dioxide and water (Eq. 1).



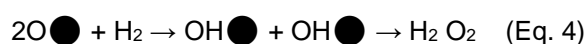
Hydroxyl Radical ( $\bullet OH$ ) is a very effective oxidizing agent that can be used to break down organic pollutants that are resistant to widely utilized oxidants like  $O_3$ ,  $O_2$ , and  $Cl_2$ . The hydroxyl radical plays a crucial role in the elimination of harmful compounds. The hydroxyl radical, formed through a chemical reaction, initiates a cascade of reactions that ultimately results in the full breakdown of organic contaminants [55]. "AOPs can lead to the complete mineralization of pollutants to  $CO_2$ , water, and inorganic compounds, or at least their transformation into more benign products, through chemical wastewater treatment. In addition, the partial decomposition of non-biodegradable organic contaminants can result in biodegradable intermediates. Therefore, combined AOPs were implemented as pre-treatments, followed by biological processes are both cost-effective and highly economically viable" [56]. "Despite the fact that AOPs employ a variety of reagent systems, such as photochemical degradation processes (UV/ $O_3$ , UV/ $H_2O_2$ ), photocatalysis ( $TiO_2$ /UV, photo-Fenton reactives), and chemical oxidation processes ( $O_3$ ,  $O_3/H_2O_2$ ,  $H_2O_2/Fe^{2+}$ ), they all generate  $OH^\bullet$  radicals. These radicals are highly reactive, attack the majority of organic molecules, and are not highly selective" [57,58].

### 3.1 Ozone Based AOPS


#### 3.1.1 Ozonation and UV radiation ( $O_3$ /UV)

The combination of ozonation and UV-radiation ( $O_3$ /UV) is a highly effective catalytic system for breaking down persistent contaminants in wastewater. The process begins with the decomposition of ozone through photolysis, which is then followed by the generation of  $OH \bullet$  radicals through the reaction of  $O \bullet$  with water [59]. The combined impact of  $O_3$  and UV light enhances the breakdown of ozone through direct mechanisms described in equations (2)-(4), as well as the indirect generation of hydroxyl radicals as described in equations (5) and (6). The hydroxyl radicals produced in a water-based solution react with the aromatic ring in the dye molecule, leading to the creation of smaller aliphatic molecules such as organic acids, aldehydes, and ketones [60]. Ultraviolet (UV) light accelerates the breakdown of recalcitrant dyes by producing more free hydroxyl radicals

( $OH \bullet$ ), which in turn enhances the rate at which the dyes lose their color [61]. The production of hydroxyl radicals can be illustrated using equations (2) to (6).



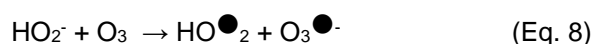
The indirect production of  $OH \bullet$  by the following reaction is also possible.



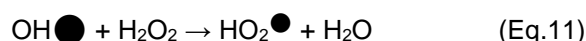
The combination of  $O_3$  and UV increases the degradation of azo dye at all pH levels [62].

#### 3.1.2 $O_3 / H_2O_2$

$H_2O_2$  in conjunction with ozonation is a highly effective catalytic system for the degradation of refractory pollutants in wastewater. Peroxone AOP, which is also known as the  $O_3/H_2O_2$  process, is characterized by a radical chain mechanism that is initiated by the ozone decomposition of the hydroperoxide anion  $HO_2^-$ . The synthesis of  $OH \bullet$  radicals is facilitated by the synergistic effect of  $O_3$  and  $H_2O_2$ .



It is probable that  $O_3$  reacts with the excess  $HO_2^-$  that is produced from Eqs. (7)-(8), resulting in the production of  $OH \bullet$  through Eqs. (9-11).



Nevertheless, the formation of the hydroperoxide ion ( $HO_2^-$ ) is a consequence of the scavenging of  $OH \bullet$  by excess  $H_2O_2$ , as illustrated in Eq. (11). It is not advisable to have a hydrogen peroxide concentration that is too low, as  $H_2O_2$  effectively competes with hydroxyl radicals (Eq. (11)) and decomposes without oxidizing the pollutants, as demonstrated in Eq. (12) [63].





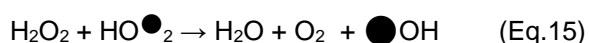
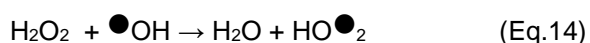
Below a certain level of ozone dosage, the addition of  $\text{H}_2\text{O}_2$  did not result in any significant increase in the rate of  $\text{OH}^\bullet$  formation [64]. The initiators/promoters  $\text{H}_2\text{O}_2$  undergo a reaction with ozone until they cease to have an impact on ozone degradation. The researchers [64] defined the ozone dose at which reactions with the initiators/promoters chemicals are completely depleted as the ozone dose threshold. Beyond this threshold, the addition of  $\text{H}_2\text{O}_2$  enhances the rate of  $\text{HO}^\bullet$  formation. The authors noted that the addition of  $\text{H}_2\text{O}_2$  does not significantly affect the exposure to  $\text{HO}^\bullet$  during ozonation, unless doses exceeding the threshold ozone doses are applied.

### 3.1.3 UV/ $\text{H}_2\text{O}_2$ (Ultraviolet/Hydrogen peroxide processes)

In general, the combination of UV light radiation with hydrogen peroxide can effectively generate OH radicals. Additionally, UV light serves as a natural disinfectant for various organic contaminants and wastewater systems. The utilization of these systems has been documented in numerous sectors, ranging from the pharmaceutical business [65,66] to the textile industry, as well as in the removal of organic pollutants, and so on [67]. Modeling the mechanisms and processes [68] has allowed for an investigation into the chemistry of this technique. The results suggest that substituting expensive  $\text{H}_2\text{O}_2$  with chemicals like  $\text{Cl}_2$  could be a beneficial alternative. This substitution is particularly effective at low pH levels and low UV doses. The primary chemical process taking place in these systems is outlined as follows [69]:



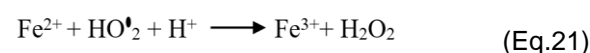
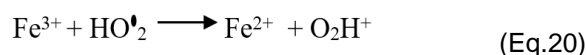
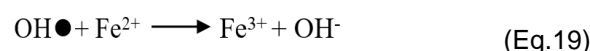
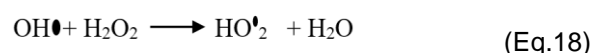
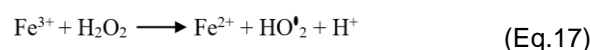
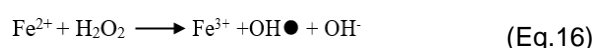
Under the influence of radiation, hydrogen peroxide molecules generate OH radicals. The decomposition is ascribed to a Haber-Weiss mechanism, which is triggered by the breaking of the O-O bond. The creation of additional OH molecules is initiated by the following chemical reactions [70]:



### 3.2 Fenton-Related AOPS

Iron is the most commonly utilized metal among those capable of activating  $\text{H}_2\text{O}_2$  and generating

hydroxyl radicals in water. The Fenton process involves the reaction of  $\text{H}_2\text{O}_2$  with  $\text{Fe}^{2+}$  to produce highly reactive species. The reactive species generated are commonly identified as hydroxyl radicals, however other compounds including ferryl ions are suggested. The Fenton-related chemistry for water and wastewater treatment has been extensively examined in previous literature [71]. The Fenton radical processes predominantly encompass the subsequent reactions:



The generation of  $\text{OH}^\bullet$  is facilitated by electron transport, as described in Equation 16. Nevertheless, the  $\text{OH}^\bullet$  generated can be eliminated by either of the Fenton reagents, as seen in Equations 17 and 18. Hence, it is necessary to empirically establish the ideal molar ratio between iron ions and hydrogen peroxide in order to minimize the undesired scavenging. Despite the fact that Equation 17 suggests that the  $\text{Fe}^{3+}$  created from Equation 16 can be converted to  $\text{Fe}^{2+}$ , the iron cannot function as a catalyst in the Fenton system due to the significantly lower rate constant in Equation 17 compared to Equation 16. As a result,  $\text{Fe}^{3+}$  precipitates as iron sludge under normal water and wastewater treatment conditions. The sludge must be disposed of separately, which leads to increased complexity in treatment and higher operational expenses. It is important to mention that the production of hydroxyl radicals is most efficient during the Fenton reaction when the pH is acidic [72].

## 4. ADSORPTION USING CARBON NANOTUBES (CNTs)

Since its discovery in 1991, carbon nanotubes (CNTs) have been widely recognized as an

exceptional material for various environmental applications. CNTs possess a cylindrical hollow structure, a large specific surface area, a high pore volume, a high aspect ratio (i.e., a high length-to-width ratio), hydrophobic walls, good electrical conductivity, stable chemical properties, and are more mesoporous than activated carbon (AC). These characteristics make CNTs an exceptional adsorbent for the removal of organic compounds [73,74]. Furthermore, CNTs have been demonstrated to possess significant adsorption capabilities for heavy metals, phenols, natural organic matter, methyl orange, and red dye [75]. In addition, CNTs are utilized as an adsorbent in water and wastewater treatment procedures to eliminate pharmaceuticals, personal care products, and endocrine disrupting compounds [76]. CNTs have demonstrated significant potential as adsorbents for various organic pollutants, including 1, 2-dichlorobenzene, polycyclic aromatic hydrocarbon, dyes such as methylene blue, methyl orange, and rhodamine B, phenols, and isonicotinic acid. This is due to their porous structure, large specific surface area, and strong hydrophobicity. Several studies have confirmed their effectiveness in adsorbing these pollutants, as reported by Li et al.; Saxena et al. and Pete et al. [77,78,79]. The organic pollutants can be captured within the pores or adhered to the surfaces of CNTs through various types of interactions, including hydrophobic interactions,  $\pi$ - $\pi$  interactions, van der Waals forces, electrostatic attraction, and hydrogen bonding. Typically, these interactions occur simultaneously [80]. CNTs can be classified into three basic types: single-walled CNTs (SWCNTs), multi-walled CNTs (MWCNTs), and functionalized SWCNTs. A single-walled carbon nanotube (SWCNT) is composed of a single layer of rolled graphite sheet, while a multi-walled carbon nanotube (MWCNT) is made up of many SWCNTs with varying diameters arranged concentrically [81]. Functionalized carbon nanotubes (CNTs) possess oxygen-containing functional groups, including hydroxyl groups ( $-OH$ ), carbonyl groups ( $-C=O$ ), or carboxylic groups ( $-COOH$ ) [76]. Acids, such as sulfuric acid ( $H_2SO_4$ ) and nitric acid ( $HNO_3$ ), can be utilized to oxidize CNTs, leading to the incorporation of functional groups [82]. Heat treatment is frequently employed to reverse the process and eliminate the functional groups [83]. CNTs possess exceptional adsorption capacity and can be regenerated rapidly without any loss in their adsorption capability, making them a highly adaptable adsorbent.

“Undisturbed CNTs have a tendency to clump together because of their bundled structure, which is characterized by strong van der Waals forces. Aggregation decreases the accessibility of the external surface of the as-produced CNTs for the adsorption of contaminants and hinders the ability of the CNTs to be wetted. In order to address this difficulty, the technique of ultrasonication is utilized to incorporate CNTs into water-based solutions” [84]. The modification of CNTs through oxidation procedures not only reduces their aggregation but also improves their dispersibility in water and other solvents by modifying the surface chemistry of the CNTs. Several techniques for oxidizing CNTs have been documented, such as wet chemical procedures [85], photo-induced oxidation, and plasma treatment [86]. The predominant method used for oxidation of CNTs is wet chemical treatment, involving the use of acids or oxidizing agents such as nitric acid, sulfuric acid, and potassium permanganate, among others. Oxidation is used to eliminate metal impurities that remain on the surfaces of CNTs after their manufacture. The surface properties of CNTs have been altered through methods such as impregnation with metal/metal oxide [87], introduction of heteroatoms [88], or attachment of functional molecules [89]. “These modifications serve to selectively and synergistically capture specific pollutants. Magnetic material can be attached to CNTs to facilitate the separation of adsorption materials from water-based solutions by utilizing an external magnet” [77].

## 5. MEMBRANE BIOREACTORS (MBRs)

“The activated sludge process (ASP), which has been the conventional municipal wastewater technology for the past century, has been replaced by membrane bioreactor (MBR) technology as the preferred wastewater treatment technology. MBR is, in fact, one of the most significant innovations in wastewater treatment” [90,91,92], as it addresses the shortcomings of the traditional ASP, such as the need for a significant amount of space for secondary clarifiers, the production of excess sludge, and the challenges associated with the removal of recalcitrants [93]. MBRs have been employed for the treatment and reclamation of effluent in both municipal and industrial settings [94,95]. MBR is a wastewater treatment process that integrates membrane technology with biological treatment (anaerobic, aerobic) [96]. In contrast to conventional biological procedures,

which employ clarifiers for gravity settling, this process employs microfiltration or ultrafiltration to separate sludge generated by biological processes. MBR provides numerous advantages over the conventional activated sludge procedure. An MBR typically consists of two primary elements: (1) the biological unit, responsible for the biodegradation of wastewater; and (2) the membrane module, which physically separates treated water from the mixed wastewater [97,98]. MBRs can be classified into two groups based on their configuration: integrated MBR systems and recirculated MBR systems. The first group of bioreactors, generally referred to as integrated MBR systems, includes those that are equipped with internal membranes (Fig. 4). "The driving force across the membrane is generated by either generating negative pressure on the permeate side or pressurizing the bioreactor. The membrane is cleaned by regular back-pulsing and occasional chemical backwashing. A diffuser is placed right below the membrane module to aid in the cleaning of the filter surface. Simultaneously, the diffuser serves the dual role of mixing and aerating. Additional anaerobic or anoxic compartments can be incorporated to facilitate the concurrent biological degradation of substrates" [77,99].

The second form is referred to as a recirculated (external) MBR system, where the membrane module is assembled externally to the bioreactor (Fig. 5). This application can make use of membranes for both the inner and outer layers of the skin. A rapid crossflow velocity of the feed across the membrane surface creates a pressured environment, which serves as a driving factor for the separation process. Currently, the utilization of MBRs for commercial purposes has been on the rise. This can be attributed to the advancements in polymeric membranes, such as polyvinylidene fluoride (PVDF), polyether sulfone (PES), polyethylene (PE), and polysulfone (PSF), which are now more affordable and durable. These membranes offer lower pressure requirements and higher permeate fluxes [101]. A Membrane Bioreactor (MBR) system has several advantages compared to conventional activated sludge (CAS) and other wastewater treatment technologies. The bioreactor's capacity to effectively retain both suspended matter and a majority of soluble elements leads to a remarkable effluent quality that meets stringent discharge criteria and enables direct water reuse.

## 6. AEROBIC GRANULATION

The selection of microorganisms with the appropriate metabolic capabilities and their efficient separation from the treated effluent are necessary for successful wastewater treatment. A substantial amount of research has been conducted to reduce the settling time of activated sludge. This is accomplished through the use of biofilm reactors or the formation of dense flocs. Biogranules, a condensed form of biofilm that is produced through self-immobilization, are a significant advancement in this field. These granules are compact conglomerates of a variety of bacterial species, with each gram of biomass containing millions of organisms [102]. Aerobic granules are compact clusters of microbial cells that occur spontaneously in aerobic wastewater treatment systems. These objects are distinguished by their round shape, robust structural strength, and capacity to quickly sink. The formation of these granules occurs by a self-immobilization process, in which many microbial species come together to break down both organic and inorganic substances present in wastewater [103]. The mechanism behind microbial aerobic granulation is still a topic of considerable controversy due to the complex nature of aerobic granulation. Based on the concept outlined by [103] Zeng et al. aerobic granulation initiates with the clustering of microbial cells. Fungi utilize glucose as their carbon source and release  $H^+$  ions to decrease the pH, so producing a favorable environment for their growth while inhibiting the growth of competing bacteria [104]. Filamentous fungi undergo growth from spores to mycelia in response to shear stresses, functioning as a focal point for the attraction of other microorganisms and as a supporting framework. Certain bacteria adhere to inorganic precipitates located inside the granule's core, where these precipitates serve as a central point for the bacterium's development and reproduction. Some bacteria utilize cations such as  $Ca^{2+}$  and  $Mg^{2+}$  to facilitate aggregation by decreasing electrostatic repulsion and increasing van der Waals forces. The application of shear pressures during the granulation process induces the release of extracellular polymeric substances, which then adhere to organisms and bind them together within the granule. The elevated cell surface hydrophobicity and intense hydraulic stress, along with the constrained settling time, promote the attachment of microorganisms to aggregates, resulting in the formation of aerobic granules. Granules are initially formed from small

microbial clusters that expand through additional aggregation. These dense granules settle rapidly as a result of the selection pressure in the reactor, which favors biomass that settles quickly and eliminates biomass that settles slowly. Diverse microbial communities are able to contribute to the structure and function of granules by establishing distinct aerobic and anaerobic zones within the granules due to the oxygen and nutrient gradients. Microbial proliferation, EPS production, and shear forces that could potentially cause disintegration are all balanced by the maturation and growth of granules. The reactor's operation, which encompasses the feed composition, aeration, and cycle management, is essential for the maintenance of granulation.

Aerobic granulation technique is a very adaptable and effective method for treating wastewater. It has advantages such as a high level of treatment efficiency, space optimization, energy conservation, and environmental sustainability. The application of this technology is used in municipal and industrial sectors to satisfy both typical and difficult wastewater treatment requirements [105]. Moy et al. [106] proved the effectiveness of applying aerobic granulation technology for the treatment of high-strength organic wastewater. The researchers discovered that aerobic granules demonstrated a remarkable ability to endure a maximum organic loading rate of  $15.0 \text{ kg COD m}^{-3} \text{ d}^{-1}$  when

glucose was used as a substrate. Furthermore, they achieved a COD removal rate of over 92%. The granules' great effectiveness can be due to their compact form, which also improves their capacity to break down hazardous chemicals.

## 7. ELECTROCHEMICAL TREATMENT

In an electrochemical system, the anode (positive side) undergoes oxidation, during which electrons are transferred to the cathode (negative side), where the reduction process takes place. Redox (reduction- oxidation) is the term used to describe these two chemical reactions, which result in the purification of water by removing metals. The type of electrochemical method and the removal efficacy toward specific metal ions are primarily determined by the selection of the anode and cathode.

### 7.1 Electrochemical Oxidation (EO)

The electrooxidation process is an adsorption process that results in the oxidation of contaminants either directly on the electrode surface or indirectly through the production of oxidizing agents in the solution [107]. In addition, direct electrooxidation is achieved through the production of physically adsorbed oxygen species (hydroxyl radicals,  $\cdot\text{OH}$ ) or chemisorbed oxygen species ( $\text{MO}_{x+1}$ ) [108]. Additionally, the selection of an anodic electrode is the primary factor determining the efficacy of the anodic

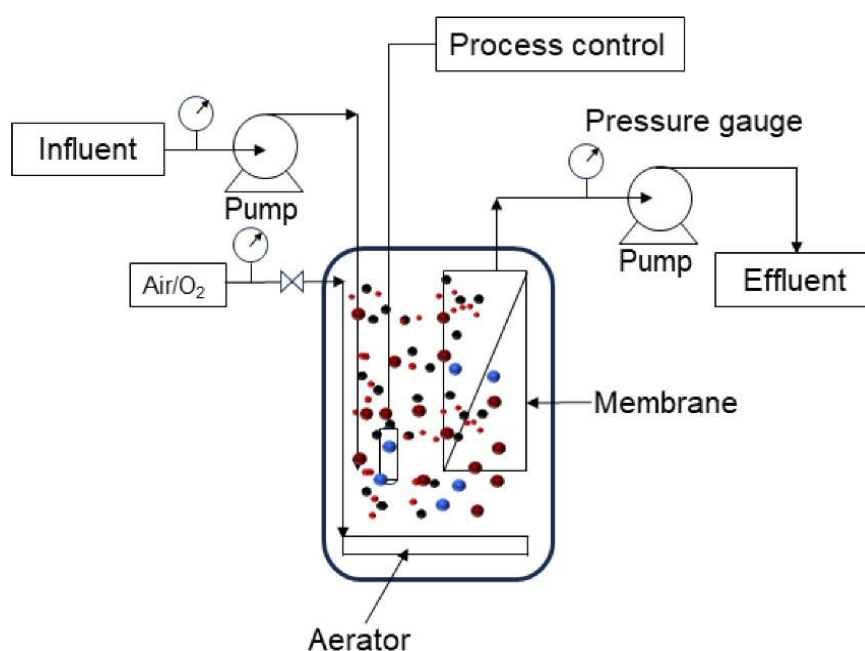


Fig. 4. An integrated (internal) MBR system [100]

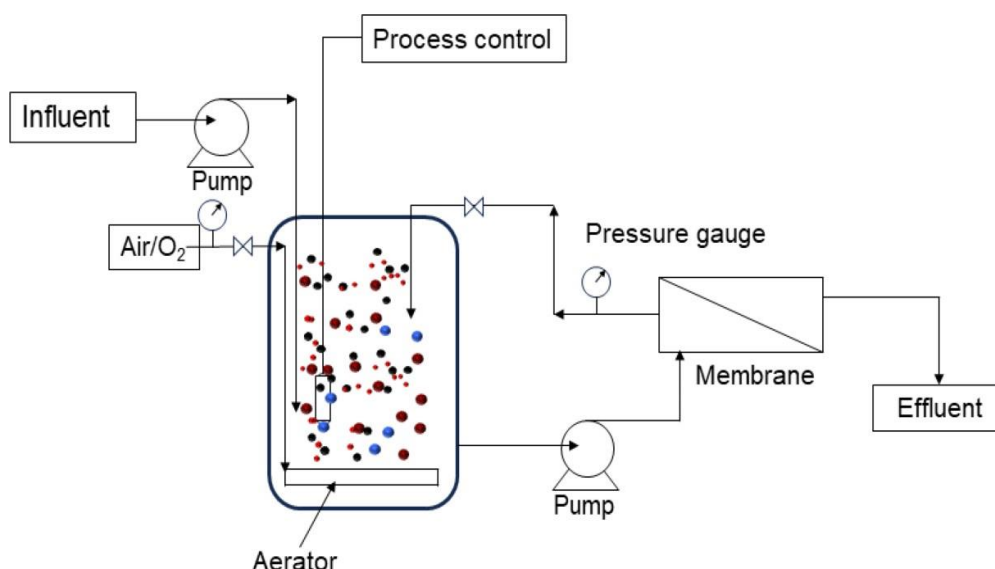
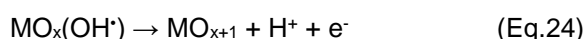
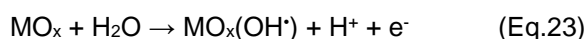
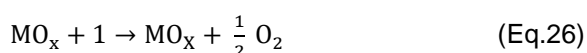
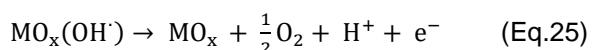


Fig. 5. A recirculated (external) MBR system [100]


oxidation process. Furthermore, an indirect electrooxidation occurs through the production of chloride or hypochlorite during anodic oxidation. This method is effective in the removal of organic and inorganic contaminants from a high chloride concentration, ideally above 3 g/L [109]. Cominellis [108] established a suitable mechanism for the breakdown of organic compounds on a metal oxide anode in 1994. This process occurs in two sequential stages. During the initial phase, H<sub>2</sub>O is released from the anode surface, generating adsorbed Hydroxyl radicals (•OH), which are then absorbed by a metal oxide layer, as shown in Equations (23) and (24). Inhibition of the formation of the passivation layer is achieved by the oxide layer on the electrode [110].



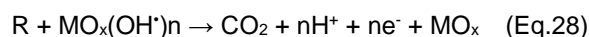
Oxygen is generated in the absence of any oxidizable organic compounds, as shown in Equations (25) and (26):



Combine reactions (23), (24), (25), and (26) to get the overall Equation (27):



In the presence of the oxidizable organic compound R, the reaction will proceed as follows:



**Direct Anodic Oxidation:** This method of treating and destroying pollutants using electrons involves adsorbing pollutants on the anode's surface without incorporating other elements. This process requires more negative potential than water spitting and oxygen evolution, leading to catalytic poisoning of the electrode [111,112]. This is particularly evident when using a platinum electrode for treating phenol, as phenol adsorbed onto the platinum electrode's surface in voltammetry and chronoamperometry, arresting catalytic activity due to irreversible adsorption [113].

**Indirect Anodic Oxidation:** This method uses oxygen evolution as an intermediate, eliminating the need for an oxidizing agent and avoiding by-products. Both physically adsorbed (adsorbed hydroxyl radicals •OH) and chemisorbed active oxygen (oxygen in the lattice of a metal oxide anode) play crucial roles in electrochemically destructing species at the anode, either partially or completely. The hydroxyl radical OH, which is comparable to fluorine in terms of its oxidative capacity, exhibits an exceptionally high potential of E<sub>0</sub>= 2.80 V. Therefore, the generation of specific oxidation products is a consequence of the chemisorbed oxygen, also known as "active

oxygen," when the complete destruction of organic compounds occurs [114,115]. Active anode materials like RuO<sub>2</sub>, IrO<sub>2</sub>, and Pt enable selective and partial oxidation with low oxygen evolution over potential, while non-active materials like SnO<sub>2</sub>, PbO<sub>2</sub>, and boron-doped diamond (BDD) enable complete combustion with high oxygen evolution over potential [116]. The EO method has a significant drawback in treating water and wastewater with high suspended solid concentrations, necessitating the use of other techniques to remove the wastewater containing suspended solids [117].

## 7.2 Electrochemical Reduction

Electrochemical reduction, which is the counterpart of electrochemical oxidation, is a chemical reaction in which an atom or molecule at the cathode acquires one or more electrons when an electric current flows through the solution [118]. Analogous to electrochemical oxidation, electrochemical reduction can take place either directly on the cathode surface or indirectly in the bulk by the action of a reducing agent produced at one of the electrodes [119]. This process is commonly employed to treat water contaminated with heavy metals, inorganic anions, or halogenated organic compounds by converting these species into more benign products [120,121]. The process of electrochemical reduction, shown in Fig. 6, is a well-established technique employed for the treatment of oxidized pollutants, including both

inorganic and organic halides (R-X). High-energy electrons or reactive species are generated through the method, which interact with contaminants either directly at the cathode surface (direct reduction) or indirectly in the bulk (indirect reduction). M is the abbreviation for the cathode material, which is the catalyst (C<sub>at</sub>). C<sub>at</sub>-H<sub>ads</sub>, (R-X)<sub>ads</sub>M, and (R-H)<sub>ads</sub>M represent the hydrogen atom, organic halide, and dehalogenated organic molecule (R-H), respectively, adsorbed on the cathode [122].

Catalyst loading, cathode potential, and water quality are factors that affect the efficacy of electrochemical reduction. Elevated catalyst loading often amplifies reduction activity, although, activity may decline as electron transfer distance progressively increases [123]. Electrochemical reduction performance is influenced by feed quality and characteristics, with improved performance at lower pH, higher ionic strength, and the absence of certain species like organic matter, electrocatalyst poisons, and competing ions [124,125]. Electrochemical reduction is a very efficient technique used to remediate contaminants such as volatile organic halides and chlorofluorocarbons, converting them into products with increased inherent value [126]. It involves the selective elimination of halogens and the carboxylation or carbonylation of organic molecules. The integration of electrochemical reduction and electrosynthesis can effectively treat wastewater to facilitate the synthesis of value-added organic products [127,128].

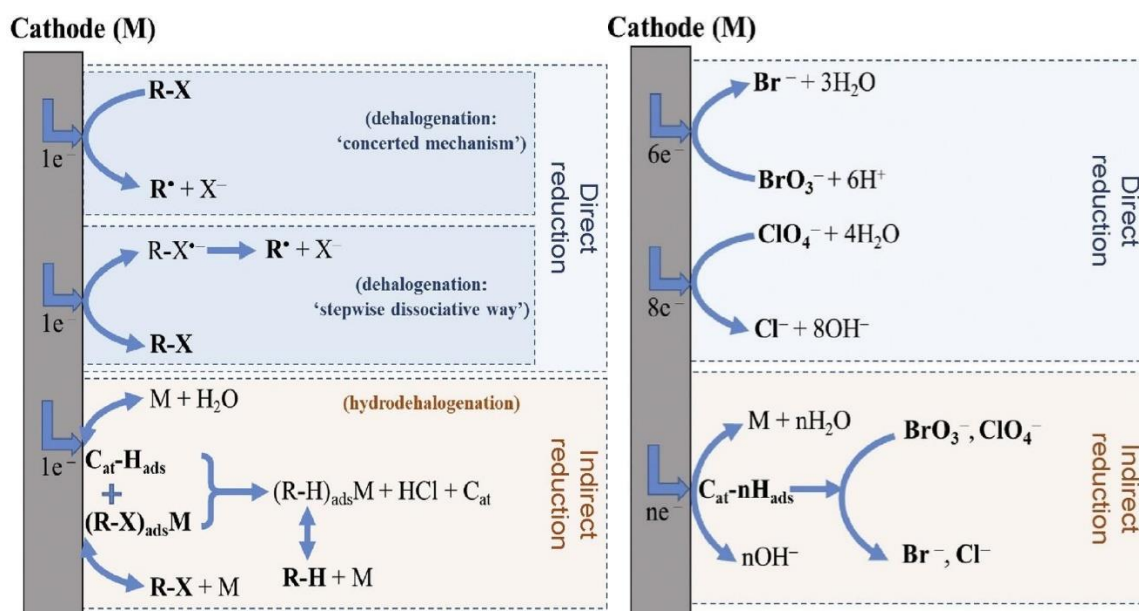


Fig. 6. Schematic illustration of electro-reduction mechanisms [122]

### 7.3 Electrocoagulation (EC)

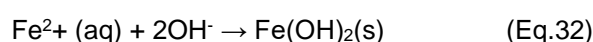
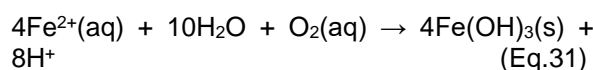
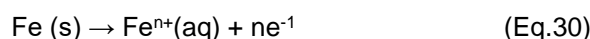
Electrocoagulation is a process that utilizes electricity to eliminate contaminants from waste water, neutralizing negative particles by forming hydroxide complexes in the water. It helps bridge, bind, and strengthen floc for sedimentation due to gravity force [129]. This process agglomerates suspended solids in water without chemical coagulants and occurs when direct current is applied to the aqueous solution. Coagulants are generated in situ by electrical dissolution from respective metal electrodes (Al, Fe, Cu, or Stainless steel), with dissolved metal ions and hydrogen gas generated at the anode and cathode, respectively [130]. Various factors, such as electrode type, surface area, number of electrodes, electrode size, current density, charge loading, sample pH, operational duration, and electrolyte addition, influence the electrocoagulation process [131]. Iron, aluminum, stainless steel, and copper are among the most frequently used electrodes. The high coagulation efficiency of aluminum plates makes them the preferred choice for effluent treatment [132]. The EC method integrates the advantages of coagulation, flotation, and electrochemistry into a single system [133,134]. Electrocoagulation is a water treatment process that involves an electrolytic cell with two electrodes (an anode and a cathode) submerged in a conducting solution and connected to an external power source (Fig. 7).

The EC procedure consists of multiple steps, which are as follows:

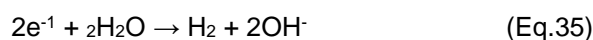
- 1) Electric current from an external power source causes the active coagulant cations (often aluminum or iron) to be released into the solution through electrolytic oxidation of a sacrificial anode Equations (30) and (33).
- 2) Simultaneously, cathode hydrolysis generates hydroxyl ions Equation (35).
- 3) Metallic cations undergo reactions with hydroxyls to produce both monomeric and polymeric species, as illustrated in Equations (31), (32), and (34).
- 4) The neutralization of the surface charge of contaminants, suspended particulate matter, and emulsions is accomplished through its reaction with metal hydroxyls.
- 5) In the aqueous phase, neutralized particles aggregate and their coagulation results in flocs.
- 6) Heavy flocs are precipitated by sedimentation by sweep coagulation.

- 7) Electrolysis of water at the cathode generates hydrogen bubbles, which cause flocs to float on the solution's surface through sweep coagulation Equation (35).

#### Anode reactions:



#### Cathode reactions:

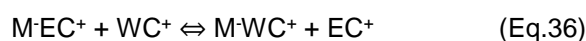


The electrocoagulation method is a widely used and environmentally friendly wastewater treatment method due to its simplicity, ease of operation, short retention time, minimal chemical additions, and reduced sludge formation [136].

### 7.4 Ion Exchange Treatment

Ion exchange is a chemical process characterized by the substitution of unwanted metal ions with harmless and eco-friendly ones [137]. This process entails the attachment of a heavy metal ion to an immobile solid particle, therefore substituting it with a solid particle cation, as depicted in Fig. 8.

Solid ion-exchange particles, made from natural (inorganic zeolites) or synthetic materials (organic resins), can remove heavy metal ions like  $\text{Pb}^{2+}$ ,  $\text{Hg}^{2+}$ ,  $\text{Cd}^{2+}$ ,  $\text{Ni}^{2+}$ ,  $\text{V}^{4+}$ ,  $\text{V}^{5+}$ ,  $\text{Cr}^{3+}$ ,  $\text{Cr}^{4+}$ ,  $\text{Cu}^{2+}$ , and  $\text{Zn}^{2+}$  from wastewater. The ion exchange mechanism involves the particle having an ion exchanger of  $\text{M}^-\text{EC}^+$ , which exchanges its cation ( $\text{EC}^+$ ) with the wastewater cation ( $\text{WC}^+$ ). In  $\text{M}^-\text{EC}^+$ ,  $\text{M}^-$  is the fixed anion and  $\text{EC}^+$  is the exchange cation.



Several varieties, including Amberlite [138] and Diaion CR11 [139], were examined for their ability to remove cations. Zeolite exhibits a high ion exchange capacity due to its negative charge provided by  $\text{Si}^{4+}$  ions, which are located in the centre of the tetrahedron and undergo isomorphous substitution with  $\text{Al}^{3+}$  cations.

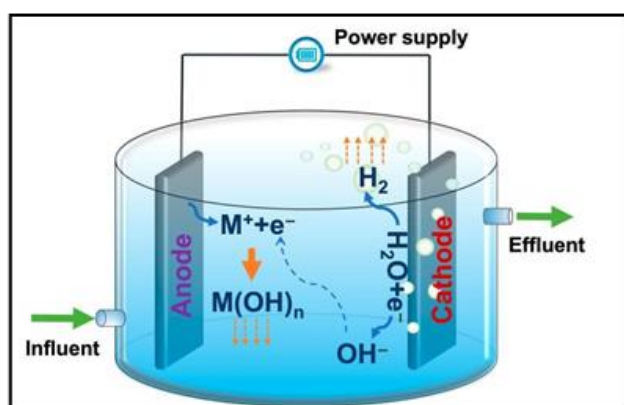


Fig. 7. Schematic illustration of the electrocoagulation procedure [135]

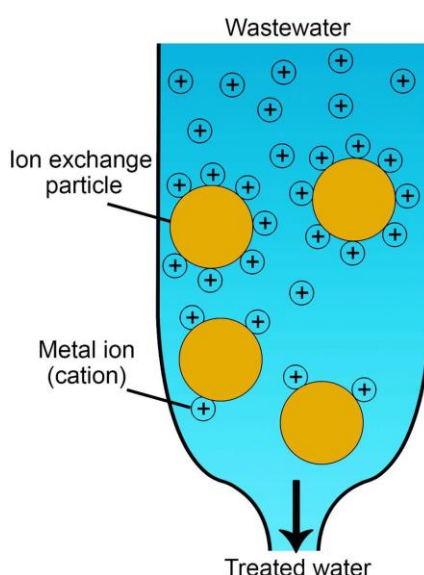


Fig. 8. Schematic illustration of the Ion Exchange Process [140]

## 8. COMPUTATIONAL METHODOLOGY IN WASTEWATER TREATMENT

### 8.1 Bioinformatics and Genome Sequencing

In wastewater treatment, computational methods are being employed more frequently, utilizing tools such as sequencing platforms, metagenome sequencing strategies, bioinformatics tools, and genome analysis of complex microbial communities [141-144]. These instruments offer comprehensive information and assistance for future application in wastewater treatment-related research and development [145]. Studies have shown the capacity for micro-pollutant biodegradation using whole metagenome sequencing (WMS), and bioremediation of highly polluted wastewater

from textile dyes by two novel strains identified as *Lysinibacillus sphaericus* and *Aeromonas hydrophila* through 16S rDNA analysis [146,147]. Additionally, researchers are conducting research to enhance the safety and practicality of potable water reuse through the use of metagenomics for water quality analysis [148].

### 8.2 Computational Fluid Dynamics (CFD)

The field of biological wastewater treatment has seen the widespread implementation of CFD, a widely used methodology, in recent years. The internal flow structure that represents the hydraulic condition of a biological reactor has been revealed [149]. CFD is the application of powerful predictive modeling and simulation tools. It is possible to calculate the numerous interactions between all of the water quality



criteria and the process design criteria. CFD modeling technologies, which are extensively utilized in many sectors, have lately become prominently applied in the water industry for the purpose of water and wastewater treatment. They function mechanically by utilizing the hydrodynamic and mass transfer capabilities of reactors operating in single or two-phase flow [150]. The capability of CFD differs among process units, although it is widely utilized in some areas such as final sedimentation, activated sludge basin modeling, disinfection, primary sedimentation, and anaerobic digestion. These areas demonstrate a higher demand for CFD [151]. Now, scientists are augmenting the CFD modeling by using a newly created three-dimensional (3D) model of the anoxic zone in order to assess the hydrodynamic performance in greater detail [152].

### **8.3 Computational Artificial Intelligence Approach**

A computer-based artificial approach has been devised by researchers to automate the monitoring of water quality tests, encompassing BOD and COD. In their study, Nourani et al. [153] investigated the application of feedforward neural network (FFNN), adaptive neuro-fuzzy inference system (ANFIS), and support vector machine (SVM) in wastewater treatment plants. Their measurements of effluent levels for BOD, COD, and total nitrogen in the Nicosia wastewater treatment plant demonstrated the exceptional performance of artificial intelligence.

### **8.4 Remote Sensing and Geographical Information System**

The identification and localization of water contaminated sites have been revolutionized by satellite technology using remote sensing and GIS applications [154]. Geographic Information System (GIS) analysis provides a rapid and cost-effective approach for atmospheric correction techniques. Furthermore, it offers a user-friendly interface for intricate spatial operations, facilitating the acquisition of high-quality data on water quality indicators via remote sensing [155].

## **9. CONCLUSION**

In conclusion, the comprehensive review of advanced techniques in wastewater treatment highlights significant progress and innovative methods developed to address the limitations of conventional wastewater treatment technologies.

Traditional methods, while effective to an extent, face challenges such as high operational costs, extensive energy requirements, and the inability to remove certain persistent pollutants. Advanced treatment technologies such as membrane filtration, advanced oxidation processes, carbon nanotubes, and membrane bioreactors offer promising solutions. Membrane filtration processes effectively separate contaminants with high efficiency, while AOPs utilize strong oxidizing agents to break down complex organic pollutants into less harmful substances. Carbon nanotubes demonstrate exceptional adsorption capacities for various organic and inorganic pollutants, enhancing the overall treatment process. MBRs combine biological treatment with membrane filtration, addressing the shortcomings of traditional activated sludge processes by offering higher effluent quality and better handling of sludge. The review underscores the importance of integrating these advanced techniques to achieve efficient, cost-effective, and environmentally sustainable wastewater treatment solutions. As water scarcity becomes an increasingly critical global issue, the implementation of these advanced methods is vital for enhancing water reuse and conservation efforts, thereby ensuring the availability of clean water for future generations. Overall, the continuous development and optimization of these advanced wastewater treatment technologies are essential to meet the growing demand for high-quality water and to protect public health and the environment. Implementing these technologies on a larger scale requires overcoming cost, operational complexity, and environmental impact, necessitating continued research for sustainable wastewater management.

### **DISCLAIMER (ARTIFICIAL INTELLIGENCE)**

Author(s) hereby declare that NO generative AI technologies such as Large Language Models (ChatGPT, COPILOT, etc) and text-to-image generators have been used during writing or editing of this manuscripts.

### **COMPETING INTERESTS**

Authors have declared that no competing interests exist.

### **REFERENCES**

1. Amoatey P, Bani, Richard. Wastewater Management. In: Waste Water - Evaluation and Management. 2011;379-381.

2. Metcalf and Eddy, Inc. Wastewater Engineering: Treatment, Disposal, and Reuse. 3rd Edition, McGraw-Hill, Inc. Singapore; 1991.
3. Alagha O, Allazem A, Bukhari AA, Anil I, Mu'azu ND. Suitability of SBR for wastewater treatment and reuse: Pilot-Scale reactor operated in different anoxic conditions. *Int. Journal of Environmental Research and Public Health*. 2020; 17:1617.
4. Villarín MC, Merel S. Paradigm shifts and current challenges in wastewater management. *Journal of Hazardous Materials*. 2020;390:122139. Available:<https://doi.org/10.1016/j.jhazmat.2020.122139>
5. Tortajada C. Contributions of recycled wastewater to clean water and sanitation Sustainable Development Goals. *NPJ Clean Water*. 2020;3:22. Available:<https://doi.org/10.1038/s41545-020-0069-3>
6. Al-Juaidi AE, Kaluarachchi JJ, Mousa AI. Hydrologic-economic model for sustainable water resources management in a coastal aquifer. *Journal of Hydrologic Engineering*. 2014;19:04014020.
7. Hai FI, Yamamoto K, Fukushi K. Hybrid Treatment systems for dye wastewater. *Critical Reviews in Environmental Science and Technology*. 2007;37(4): 315–377. Available:<https://doi.org/10.1080/10643380601174723>
8. Anjaneyulu Y, Sreedhara Chary N, Samuel Suman Raj D. Decolourization of industrial effluents – available methods and emerging technologies – a review. *Reviews in Environmental Science and Bio/Technology*. 2005;4:245–273. Available:<https://doi.org/10.1007/s11157-005-1246-z>
9. Crini G, Badot PM. Sorption processes and pollution: Conventional and non-conventional sorbents for pollutant removal from wastewaters. *Presses universitaires de Franche-Comté*; 2010.
10. Pokhrel D, Viraraghavan T. Treatment of pulp and paper mill wastewater – a review. *Science of the Total Environment*. 2004; 333:37–58. Available:<https://doi.org/10.1016/j.scitotenv.2004.05.017>
11. Sharma SK. Green chemistry for dyes removal from wastewater. *Scrivener Publishing LLC Wiley, Beverley*. 2015;496.
12. Crini G, Lichtfouse E. Wastewater treatment: An overview. *Green Adsorbents for Pollutant Removal*, 18, Springer Nature, pp.1-22, 2018, *Environmental Chemistry for a Sustainable World*, 978-3-319-92111-2. [ff10](https://doi.org/10.1007/978-3-319-92111-2_1ff); 2018. DOI: 1007/978-3-319-92111-2\_1ff. [ffhal-02065607](https://doi.org/10.1007/978-3-319-92111-2_1ff)
13. Oller I, Malato S, Sánchez-Pérez JA. Combination of Advanced Oxidation Processes and biological treatments for wastewater decontamination--a review. *The Science of the Total Environment*. 2011;409(20):4141–4166. Available:<https://doi.org/10.1016/j.scitotenv.2010.08.061>
14. Gil MI, Selma MV, López-Gálvez F, Allende A. Fresh-cut product sanitation and wash water disinfection: Problems and solutions. *International Journal of Food Microbiology*. 2009;134(1-2):37–45. Available:<https://doi.org/10.1016/j.ijfoodmicro.2009.05.021>
15. Gavrilescu M. Removal of heavy metals from the environment by biosorption. *Engineering in Life Sciences*. 2004;4(3): 219-232. Available:<https://doi.org/10.1002/elsc.200420026>
16. Fomina M, Gadd GM. Biosorption: Current perspectives on concept, definition and application. *Bioresource Technology*. 2014;160:3–14. Available:<https://doi.org/10.1016/j.biortech.2013.12.102>
17. Gleick PH, Palaniappan M. Peak water limits to freshwater withdrawal and use. *Proceedings of the National Academy of Sciences of the United States of America*. 2010;107(25):11155–11162. Available:<https://doi.org/10.1073/pnas.1004812107>
18. Bartolomeu M, Neves M, Faustino M, Almeida A. Wastewater chemical contaminants: Remediation by advanced oxidation processes. *Photochemical and Photobiological Sciences*. 2018;17:1573–1598.
19. Bueno PDLC, Gillerman L, Gehr R, Oron G. Nanotechnology for sustainable wastewater treatment and use for agricultural production: A comparative long-term study. *Water Research*. 2017; 110:66–73. Available:<https://doi.org/10.1016/j.watres.2016.11.060>

20. Inyinbor AA, Bello OS, Oluyori AP, Inyinbor HE, Fadiji AE. Wastewater conservation and reuse in quality vegetable cultivation: Overview, challenges and future prospects. *Food Control*. 2019;98:489–500.
21. Ravanchi MT, Kaghazchi T, Kargari A. Application of membrane separation processes in petrochemical industry: A review. *Desalination*. 2009;235:199–244. DOI: 10.1016/j.desal.2007.10.042.
22. Chadha U, Selvaraj SK, Vishak Thanu S, Chalapadath V, Abraham AM, Zaiyan MM, Manoharan M, Paramshivam V. A review of the function of using carbon nanomaterials in membrane filtration for contaminant removal from wastewater. *Materials Research Express*. 2022;9(1):1-23
23. Chen JP, Mou H, Wang LK, Matsuura T. Membrane Filtration. In: Wang, L.K. Hung, YT. Shamas, N.K. (eds) *Advanced Physicochemical Treatment Processes. Handbook of Environmental Engineering*, Humana Press. 2006;4. Available:https://doi.org/10.1007/978-1-59745-029-4\_7
24. Mulder M. *Basic Principles of Membrane Technology*, Kluwer Academic Publishers, Dordrecht, The Netherlands; 1996.
25. United Nations. Economic Commission for Europe. *Membrane Technology in the Chemical Industry*. New York, United Nations. 1990;91.
26. Noyes R (ed.). *Unit Operations in Environmental Engineering*, Noyes Publications, Park Ridge, New Jersey. 1994;239–264.
27. Madaeni SS, Fane AG, Grohmann GS. Virus removal from water and wastewater using membranes. *Journal of Membrane Science*. 1995;102:65–75.
28. Blocher C, Dorda J, Mavrov V, Chmiel H, Lazaridis NK, Matis KA. Hybrid flotation--membrane filtration process for the removal of heavy metalions from wastewater. *Water Research*. 2003;37(16): 4018–4026. Available:https://doi.org/10.1016/S0043-1354(03)00314-2
29. Trivunac K, Stevanovic S. Removal of heavy metalions from water by complexation-assisted ultrafiltration. *Chemosphere*. 2006;64(3):486-491. Available:https://doi.org/10.1016/j.chemosphere.2005.11.073.
30. Krantz WB. Studies on polymeric nanofiltration-based water softening and the effect of anion properties on the softening process. Singapore: Rakesh Govind National University of Singapore; 2008.
31. Baker RW. Overview of Membrane Science and Technology. In *Membrane Technology and Applications*, John Wiley and Sons, Portchester NY. 2004;1–14.
32. Abdel-Fatah MA. Nanofiltration systems and applications in wastewater treatment: Review article. *Ain Shams Engineering Journal*. 2018;9(40):3077-3092 Available:https://doi.org/10.1016/j.asej.2018.08.001
33. Taotao N, Zhenyu L, Jianguan W, Xiao Y. Application of reverse osmosis in wastewater treatment Guangzhou. *Journal of Environmental Sciences*. 2008;23(11):3-7.
34. Liu J, Zhong Z, Ma R, Zhang W, Li J. Development of high-antifouling PPSU ultrafiltration membrane by using compound additives: Preparation, morphologies, and filtration resistant properties. *Membranes*. 2016;6:35. Available:https://doi.org/10.3390/membranes6020035
35. Bray RT, Jankowska K, Kulbat E, Łuczkiwicz A, Sokołowska A. Ultrafiltration process in disinfection and advanced treatment of tertiary treated wastewater. *Membranes*. 2021;11(3):221. Available:https://doi.org/10.3390/membranes11030221
36. Polyakov Y, Zydney A. Ultrafiltration membrane performance: Effects of pore blockage/constriction. *Journal of Membrane Science*. 2013;434:106 - 120. DOI: 10.1016/j.memsci.2013.01.052.
37. Radjenović J, Petrović M, Ventura F, Barceló D. Rejection of pharmaceuticals in nanofiltration and reverse osmosis membrane drinking water treatment. *Water Research*. 2008;42(14):3601–3610. Available:https://doi.org/10.1016/j.watres.2008.05.020
38. Bellona C, Drewes J. The role of membrane surface charge and solute physicochemical properties in the rejection of organic acids by NF membranes. *Journal of Membrane Science*. 2005;249 (1–2):227– 234
39. Bull RJ. Health effects of alternate disinfectants and their reaction products. *Journal AWWA*. 1980;72(5):299–303. Available:https://doi.org/10.1002/j.1551-8833.1980.tb04515.x

40. Junoh MM, Ibrahim Z, Ani FN. Activated carbon from Mukah Coal for textile wastewater bioremediation treatment. *Progress in Energy and Thermofluids Sciences*. 2016;78(9-2). Available:<https://doi.org/10.11113/jt.v78.9648>
41. Abdulrahman FI, Akan JC, Chellube ZM, Waziri M. Levels of Heavy metals in human hair and nail samples from Maiduguri Metropolis, Borno State, Nigeria. *World Environment*. 2012;2(4):81–89. Available:<https://doi.org/10.5923/j.env.20120204.05>
42. Ismadji S, Bhatia SK. Characterization of activated carbons using liquid phase adsorption. *Carbon*. 2001;39(8):1237–1250. Available:[https://doi.org/10.1016/S0008-6223\(00\)00252-9](https://doi.org/10.1016/S0008-6223(00)00252-9)
43. Spellman FR, Drinan JE. *The drinking water handbook*. Taylor Francis Group, Boca Raton Marsh H, Rodríguez-Reinoso F (2006) *Activated carbon (origins)*. Elsevier, Amsterdam; 2012. Available:<https://doi.org/10.1016/B978-008044463-5/50016-9>
44. Marsh H, Rodríguez-Reinoso F. *Activated carbon (origins)*. Elsevier, Amsterdam; 2006. Available:<https://doi.org/10.1016/B978-008044463-5/50016-9>
45. Stevenson DG. *Water treatment unit processes*. World Scientific, Singapore; 1997. Available:<https://doi.org/10.1142/p063>
46. Janos P, Coskun S, Pilarova V, Rejnek J. Removal of basic (Methylene Blue) and acid (Egacid Orange) dyes from waters by sorption on chemically treated wood shavings. *Bioresource Technology*. 2009; 100(3):1450–1453. Available:<https://doi.org/10.1016/J.BIORTECH.2008.06.069>
47. Nuithitikul K, Srikhun S, Hirunpraditkoon S. Influences of pyrolysis condition and acid treatment on properties of durian peel-based activated carbon. *Bioresource Technology*. 2010;101(1):426–429. Available:<https://doi.org/10.1016/J.BIORTECH.2009.07.040>
48. Heidarinejad Z, Dehghani MH, Heidari M, Javedan G, Ali I, Sillanpaa M. Methods for preparation and activation of activated carbon: A review. *Environmental Chemistry Letters*. 2020;18:393–415.
49. Rahman MM, HamidulBari Q, Mohammad N, Ahsan A, Sobuz HR, Alhaz Uddin M. Characterization of rice husk carbon produced through simple technology. *Advances in Materials Science and Application*. 2013;2(1):25–30. Available:<https://doi.org/10.5963/amsa0201003>
50. Ioannidou O, Zabaniotou A. Agricultural residues as precursors for activated carbon production: A review. *Renewable and Sustainable Energy Reviews*. 2007; 11(9):1966–2005. Available:<https://doi.org/10.1016/J.RSER.2006.03.013>
51. Kumar KV, Porkodi K. Equilibrium and thermodynamics of dye removal from aqueous solution by adsorption using rubber wood saw dust. *International Journal of Environmental Technology and Management*. 2009;10(3–4):295. Available:<https://doi.org/10.1504/ijetm.2009.023736>
52. Boopathy R, Karthikeyan S, Mandal AB, Sekaran G. Adsorption of ammonium ion by coconut shell-activated carbon from aqueous solution: Kinetic, isotherm, and thermodynamic studies. *Environmental Science and Pollution Research*. 2013;20(1):533–542. Available:<https://doi.org/10.1007/s11356-012-0911-3>
53. Leimkuehler EP. *Production, characterization, and applications of activated carbon*. University of Missouri, Colombia; 2010. Available:<https://doi.org/10.32469/10355/8078>
54. Rekhate CV, Srivastava JK. Recent advances in ozone-based advanced oxidation processes for treatment of wastewater- A review. *Chemical Engineering Journal Advances*. 2020; 3(15):100031.
55. Munter R. Advanced oxidation processes—current status and prospects. *Estonian Academy of Sciences, Chemistry*. 2001; 50:59–80.
56. Cañizares P, Louhichi B, Gadri A, Nasr B, Paz R, Rodrigo MA, Saez C. Electrochemical treatment of the pollutants generated in an ink-manufacturing process. *Journal of Hazardous Materials*. 2007;146(3):552–557. Available:<https://doi.org/10.1016/j.jhazmat.2007.04.085>
57. Skoumal M, Cabot PL, Centellas F, Arias C, Rodríguez RM, Garrido JA, Brillas E. Mineralization of paracetamol by ozonation catalyzed with Fe<sup>2+</sup>, Cu<sup>2+</sup> and UVA light.

- Applied Catalysis B Environmental. 2006; 66:228–240.  
DOI: 10.1016/j.apcatb.2006.03.016
58. Rosenfeldt EJ, Chen PJ, Kullmanc S, Linden KG. Destruction of estrogenic activity in water using UV advanced oxidation. *The Science of the Total Environment*. 2007;377:105–113.  
DOI: 10.1016/j.scitotenv.2007.01.096
59. Emam EA. Effect of ozonation combined with heterogeneous catalysts and ultraviolet radiation on recycling of gas-station wastewater. *Egyptian Journal of Petroleum*. 2012;21:55–60.  
Available: <https://doi.org/10.1016/j.ejpe.2012.02.008>.
60. Khare UK, Bose P, Vankar PS. Impact of ozonation on subsequent treatment of azo dye solutions. *Journal of Chemical Technology and Biotechnology*. 2007; 82:1012-1022.  
Available: <https://doi.org/10.1002/jctb.1785>.
61. Tichonovas M, Krugly E, Jankunaite D, Racys V, Martuzevicius D. Ozone-UV-catalysis based advanced oxidation process for wastewater treatment. *Environmental Science and Pollution Research International*. 2017;24(21): 17584–17597.  
Available: <https://doi.org/10.1007/s11356-017-9381-y>
62. Wu C. Decolorization of C.I. Reactive Red 2 by ozonation catalyzed by Fe(II) and UV. *Reaction Kinetics and Catalysis Letters*. 2008;93:35–42.  
Available: <https://doi.org/10.1007/s11144-008-5200-2>
63. Rodríguez EM, Márquez G, León EA, Álvarez PM, Amat AM, Beltrán FJ. Mechanism considerations for photocatalytic oxidation, ozonation and photocatalytic ozonation of some pharmaceutical compounds in water. *Journal of Environmental Management*. 2013;127:114–124.  
Available: <https://doi.org/10.1016/j.jenvman.2013.04.024>
64. Barry MC, Hristovski K, Westerhoff P. Promoting hydroxyl radical production during Ozonation of municipal wastewater. *Ozone: Science and Engineering*. 2014; 36(3):229–237.  
Available: <https://doi.org/10.1080/01919512.2014.886938>
65. Bobu M, Yediler A, Siminiceanu I, Zhang F, Schulte-Hostede S. Comparison of different advanced oxidation processes for the degradation of two fluoroquinolone antibiotics in aqueous solutions. *Journal of environmental science and health. Part A, Toxic/hazardous substances and Environmental Engineering*. 2013;48(3): 251–262.  
Available: <https://doi.org/10.1080/10934529.2013.726805>
66. Jamil TS, Roland H, Michael H, Jens-Uwe R. Homogeneous photocatalytic processes for degradation of some endocrine disturbing chemicals under UV irradiation. *Journal of Water Process Engineering*. 2017;18:159–168.
67. Pandis PK, Kalogirou C, Kanellou E, Vaitis C, Savvidou MG, Sourkouni G, Zorpas AA, Argiris C. Key Points of Advanced Oxidation Processes (AOPs) for Wastewater, Organic Pollutants and Pharmaceutical Waste Treatment: A Mini Review. *Chem Engineering*. 2022;6:8.  
Available: <https://doi.org/10.3390/chemengineering6010008>
68. Imoberdorf G, Mohseni M. Kinetic study and modeling of the vacuum-UV photoinduced degradation of 2,4-D. *Chemical Engineering Journal*. 2012; 187:114–122.
69. Zoschke K, Dietrich N, Bornick H, Worch E. UV-based advanced oxidation processes for the treatment of Odour compounds: Efficiency and by-product formation. *Water Research*. 2012;46: 5365–5373.
70. Oppenlaender T. *Photochemical Purification of Water and Air: Advanced Oxidation Processes (AOPs): Principles, Reaction Mechanisms, Reactor Concepts*; John Wiley and Sons: Hoboken, NJ, USA; 2007.
71. Pignatello JJ, Oliveros E, MacKay A. Advanced oxidation processes for organic contaminant destruction based on the Fenton reaction and related chemistry. *Critical Reviews in Environmental Science and Technology*. 2006;36(1):1–84.  
Available: <https://doi.org/10.1080/10643380500326564>
72. Deng Y, Zhao R. Advanced Oxidation Processes (AOPs) in Wastewater Treatment. *Current Pollution Reports*. 2015;1:167–176
73. Kanel SR, Misak H, Nepal D, Mall S, Brittle SW, Sizemore I, Kempisty DM, Goltz MN. The use of carbon nano-tube yarn as a filter medium to treat nitroaromatic-

- contaminated water. *New Carbon Materials*. 2016;31:415–423.
74. Wang WL, Wu QY, Wang ZM, Niu LX, Wang C, Sun MC, Hu HY. Adsorption removal of antiviral drug oseltamivir and its metabolite oseltamivir carboxylate by carbon nanotubes: Effects of carbon nanotube properties and media. *Journal of Environmental Management*. 2015;162:326–333.  
Available: <https://doi.org/10.1016/j.jenvman.2015.07.043>
  75. Joseph L, Heo J, Park YG, Flora JRV, Yoon Y. Adsorption of bisphenol A and 17  $\alpha$ -ethinylestradiol on single-walled carbon nanotubes from seawater and brackish water. *Desalination*. 2011;281:68–74
  76. Jung C, Son A, Her N, Zoh KD, Cho J, Yoon Y. Removal of endocrine disrupting compounds, pharmaceuticals, and personal care products in water using carbon nanotubes: A review. *Journal of Industrial and Engineering Chemistry*. 2015;27:1–11.
  77. Li RH, Li B, Li XY. An integrated membrane bioreactor system with iron-dosing and side-stream co-fermentation for enhanced nutrient removal and recovery: System performance and microbial community analysis. *Bioresource Technology*. 2018;260:248–255.
  78. Saxena M, Sharma N, Saxena R. Highly efficient and rapid removal of toxic dye: Adsorption kinetics, isotherm, and mechanism studies of functionalized multiwalled carbon nanotubes. *Surfaces and Interfaces*. 2020;21:100639.  
DOI: 10.1016/j.surfin.2020.100639
  79. Pete S, Kattil RA, Thomas L. Polyaniline-multiwalled carbon nanotubes (PANI-MWCNTs) composite revisited: An efficient and reusable material for methyl orange removal. *Diamond and Related Materials*. 2021;117:108455.  
DOI: 10.1016/j.diamond.2021.108455
  80. Pyrzynska K. Carbon nanotubes as a new solid phase extraction material for removal and enrichment of organic pollutants in water. *Separation and Purification Reviews*. 2008;37(4):372–389.  
DOI: 10.1080/15422110802178843
  81. Pan B, Xing B. Adsorption mechanisms of organic chemicals on carbon nanotubes. *Environmental Science and Technology*. 2008;42(24):9005–9013.  
Available: <https://doi.org/10.1021/es801777n>
  82. Celik E, Park H, Choi H, Choi H. Carbon nanotube blended polyethersulfone membranes for fouling control in water treatment. *Water Research*. 2011;45(1):274–282.  
Available: <https://doi.org/10.1016/j.watres.2010.07.060>
  83. Takagi H, Soneda Y, Hatori H, Zhu ZH, Lu GQ. Effects of nitric acid and heat treatment on hydrogen adsorption of single-walled carbon nanotubes. *Australian Journal of Chemistry*. 2007;60:519–523.  
Available: <https://doi.org/10.1071/CH06409>
  84. Zhang SJ, Shao T, Kose HS, Karanfil T. Adsorption kinetics of aromatic compounds on carbon nanotubes and activated carbons. *Environmental Toxicology and Chemistry*. 2012;31(1):79–85.  
DOI: 10.1002/etc.724 PMID:22021047
  85. Andrade NF, Martinez DST, Paula AJ, Silveira JV, Alves OL, Fiho AGS. Temperature effects on the nitric acid oxidation of industrial grade multi-walled carbon nanotubes. *Journal of Nanoparticle Research*. 2013;15(7):1767.  
DOI: 10.1007/11051-013-1761-8
  86. Ren XM, Shao DD, Zhao GX, Sheng GD, Hu J, Yang ST, Wang XK. Plasma induced multiwalled carbon nanotube grafted with 2-vinylpyridine for preconcentration of Pb(II) from aqueous solutions. *Plasma Processes and Polymers*. 2011;8(7):589–598.  
DOI: 10.1002/ppap.201000192
  87. Mallakpour S, Khadem E. Carbon nanotube-metal oxide nanocomposites: Fabrication, properties and applications. *Chemical Engineering Journal*. 2016;302:344–367.  
DOI: 10.1016/j.cej.2016.05.038
  88. Yi L, Zuo L, Wei C, Fu H, Qu X, Zheng S, Xu S, Guo Y, Li H, Zhu D. Enhanced adsorption of bisphenol A, tylosin, and tetracycline from aqueous solution to nitrogen-doped multiwall carbon nanotubes via cation- $\pi$  and  $\pi$ - $\pi$  electron-donor-acceptor (EDA) interaction. *The Science of the Total Environment*. 2020;719:137389.  
DOI: 10.1016/j.scitotenv.2020.137389  
PMID:32120097
  89. Guo M, Wang J, Strong PJ, Jiang P, Ok YS, Wang H. Carbon nanotube grafted chitosan and its adsorption capacity for phenol in aqueous solution. *The Science of the Total Environment*. 2019;682:340–347.

- DOI:10.1016/j.scitotenv.2019.05.148  
PMID:31125747
90. Meng F, Chae SR, Drews A, Kraume M, Shin HS, Yang F. Recent advances in membrane bioreactors (MBRs): Membrane fouling and membrane material. *Water Research*. 2009;43(6):1489–1512. Available:https://doi.org/10.1016/j.watres.2008.12.044
91. Drews A. Membrane fouling in membrane bioreactors—Characterisation, contradictions, cause and cures. *Journal of Membrane Science*. 2010;363:1–28. DOI: 10.1016/j.memsci.2010.06.046.
92. Lin H, Gao W, Meng F, Liao BQ, Leung KT, Zhao L, Chen J, Hong H. Membrane bioreactors for industrial wastewater treatment: A critical review. *Critical Reviews in Environmental Science and Technology*. 2012;42:677–740. DOI: 10.1080/10643389.2010.526494
93. Mutamim NSA, Noor ZZ, Hassan MAA, Yuniarto A, Olsson G. Membrane bioreactor: Applications and limitations in treating high strength industrial wastewater. *Chemical Engineering Journal*. 2013;225:109–119. DOI: 10.1016/j.cej.2013.02.131.
94. Friha I, Karray F, Feki F, Jlaiel L, Sayadi S. Treatment of cosmetic industry wastewater by submerged MBR with consideration of microbial community dynamics. *International Biodeterioration and Biodegradation*. 2014;88:125–133. DOI: 10.1016/j.ibiod.2013.12.015
95. Chu L, Zhang X, Yang F, Li X. Treatment of domestic wastewater by using a microaerobic membrane bioreactor. *Desalination*. 2006;189:181–192. DOI: 10.1016/j.desal.2005.07.006.
96. Eddy M, Abu-Orf M, Bowden G, Burton FL, Pfrang W, Stensel HD, Tchobanoglous G, Tsuchihashi.
97. Van Houghton BD, Acharya SM, Rosenblum JS, Chakraborty R, Tringe SG, Cath TY. Membrane Bioreactor Pretreatment of High-Salinity OandG Produced Water. *ACS ES and T Water*. 2022;2(3):484- 494. DOI: 10.1021/acsestwater.1c00436
98. Chang HM, Chen SS, Hsiao SS, Chang WS, Chien IC, Duong CC, Nguyen TXQ. Water reclamation and microbial community investigation: Treatment of tetramethylammonium hydroxide wastewater through an anaerobic osmotic membrane bioreactor hybrid system. *Journal of Hazardous Materials*. 2022;427:128200. Available:https://doi.org/10.1016/j.jhazmat.2021.128200
99. Zhao S, Yun H, Khan A, Salama ES, Redina MM, Liu P, Li X. Two-stage microbial fuel cell (MFC) and membrane bioreactor (MBR) system for enhancing wastewater treatment and resource recovery based on MFC as a biosensor. *Environmental Research*. 2022;204(Pt B):112089. Available:https://doi.org/10.1016/j.envres.2021.112089
100. Song X, Luo W, Hai FI, Price WE, Guo W, Ngo HH, Nghiem LD. Resource recovery from wastewater by anaerobic membrane bioreactors: Opportunities and challenges. *Bioresource Technology*. 2018;270:669–677.
101. Erkan HS, Turan NB, Engin GO. Membrane bioreactors for wastewater treatment. In *Comprehensive Analytical Chemistry*; Elsevier: Amsterdam, the Netherlands. 2018;81:151–200.
102. Lee DJ, Chen YY, Show KY, Whiteley CG, Tay JH. Advances in aerobic granule formation and granule stability in the course of storage and reactor operation. *Biotechnology Advances*. 2010;28:919–934.
103. Zeng P, Liu YQ, Li J, Liao M. The Aerobic granules process for wastewater treatment: From theory to engineering. *Processes*. 2024;12(4):707. Available:https://doi.org/10.3390/pr12040707
104. Tay JH, Liu QS, Liu Y. Characteristics of aerobic granules grown on glucose and acetate in sequential aerobic sludge blanket reactors. *Environmental Technology*. 2002;23(8):931–936. Available:https://doi.org/10.1080/09593332308618363
105. Layer M, Adler A, Reynaert E, Hernandez A, Pagni M, Morgenroth E, Holliger C, Derlon N. Organic substrate diffusibility governs microbial community composition, nutrient removal performance and kinetics of granulation of aerobic granular sludge. *Water Research*. 2019;10(4):100033. Available:https://doi.org/10.1016/j.wroa.2019.100033
106. Moy BY, Tay JH, Toh SK, Liu Y, Tay ST. High organic loading influences the physical characteristics of aerobic sludge

- granules. *Letters in Applied Microbiology*. 2002;34(6):407–412.  
Available:<https://doi.org/10.1046/j.1472-765x.2002.01108.x>
107. Ozyurt B, Camcioglu S. Applications of combined electrocoagulation and Electrooxidation treatment to industrial wastewaters. In Tech; 2018.  
DOI: 10.5772/intechopen.75460
108. Comninellis C. Electrocatalysis in the electrochemical conversion/combustion of organic pollutants for waste water treatment. *Electrochimica Acta*. 1994;39: 1857–1862.  
Available:[https://doi.org/10.1016/0013-4686\(94\)85175-1](https://doi.org/10.1016/0013-4686(94)85175-1).
109. Szpyrkowicz L, Zilio-Grandi F, Naumczyk J. Application of electrochemical processes for tannery wastewater treatment. *Toxicological and Environmental Chemistry*. 1994;44:189–202.  
Available:<https://doi.org/10.1080/02772249409358057>.
110. Gattrell M, Kirk DW. A study of the oxidation of phenol at platinum and preoxidized platinum surfaces. *Journal of the Electrochemical Society*. 1993;140(6): 1534–1540.  
Available:<https://doi.org/10.1149/1.2221598>
111. Rodrigo MA, Michaud PA, Duo I, Panizza M, Cerisola G, Comninellis C. Oxidation of 4- chlorophenol at boron-doped diamond electrode for wastewater treatment. *Journal of the Electrochemical Society*. 2001;148(5):D60–D64.  
Available:<https://doi.org/10.1149/1.1362545>
112. Chatzisyneon E, Dimou A, Mantzavinos D, Katsaounis A. Electrochemical oxidation of model compounds and olive mill wastewater over DSA electrodes: 1. The case of Ti/IrO<sub>2</sub> anode. *Journal of Hazardous Materials*. 2009;167(1):268–274.  
Available:<https://doi.org/10.1016/j.jhazmat.2008.12.117>
113. Feng Y, Yang L, Liu J, Logan BE. Electrochemical technologies for wastewater treatment and resource reclamation. *Environmental Science: Water Research and Technology*. 2016;2 (5):800–831.  
Available:<https://doi.org/10.1039/C5EW00289C>
114. Johnson SK, Houk LL, Feng J, Houk RS, Johnson DC. Electrochemical incineration of 4- chlorophenol and the identification of products and intermediates by mass spectrometry. *Environmental Science and Technology*. 1999;33(15):2638–2644.  
Available:<https://doi.org/10.1021/es981045r>
115. Chang, H. and Johnson, D.C. (1990). Electrocatalysis of anodic oxygen-transfer reactions: activation of electrodes in by addition of bismuth(III) and arsenic(III,V). *Journal of the Electrochemical Society*, 137 (8):2452–2457.  
Available:<https://doi.org/10.1149/1.2086959>
116. Feng YJ, Li XY. Electro-catalytic oxidation of phenol on several metal-oxide electrodes in aqueous solution. *Water Research*. 2003;37(10): 2399–2407.  
Available:[https://doi.org/10.1016/s0043-1354\(03\)00026-5](https://doi.org/10.1016/s0043-1354(03)00026-5)
117. Chakchouk I, Elloumi N, Belaid C, Mseddi S, Chaari L, Kallel M. A combined electrocoagulation-electrooxidation treatment for dairy wastewater. *Brazilian Journal of Chemical Engineering*. 2017;34: 109–117.  
Available:<https://doi.org/10.1590/0104-6632.20170341s20150040>.
118. Sillanpaa M, Shestakova M. *Electrochemical Water Treatment Methods: Fundamentals, Methods and Full Scale Applications*; Butterworth-Heinemann; 2017.
119. Mousset E, Doudrick K. A review of electrochemical reduction processes to treat oxidized contaminants in water. *Current Opinion in Electrochemistry*. 2020; 22:221–227.
120. Yang Q, Yao F, Zhong Y, Wang D, Chen F, Sun J, Hua S, Li S, Li X, Zeng G. Catalytic and electrocatalytic reduction of perchlorate in water–A review. *Chemical Engineering Journal*. 2016;306:1081–1091.
121. Garcia-Segura S, Lanzarini-Lopes M, Hristovski K, Westerhoff P. Electrocatalytic reduction of nitrate: Fundamentals to full-scale water treatment applications. *Applied Catalysis B: Environmental*. 2018;236: 546–568.
122. Alkhadra MA, Su X, Suss ME, Tian H, Guyes EN, Shocron AN, Conforti KM, De Souza JP, Kim N, Tedesco M, Khoiruddin K, Wenten IG, Santiago JG, Hatton TA, Bazant MZ. *Electrochemical Methods for Water Purification, Ion Separations, and*



- Energy Conversion. *Chemical Reviews*. 2022;122(16):13547–13635. Available:<https://doi.org/10.1021/acs.chemrev.1c00396>
123. Sun C, Baig SA, Lou Z, Zhu J, Wang Z, Li X, Wu J, Zhang Y, Xu X. Electrocatalytic dechlorination of 2, 4-dichlorophenoxyacetic acid using nanosized titanium nitride doped palladium/nickel foam electrodes in aqueous solutions. *Applied Catalysis B: Environmental*. 2014;158:38–47.
124. Gennero De Chialvo MR, Chialvo A. Kinetics of hydrogen evolution reaction with Frumkin adsorption: Re-examination of the Volmer–Heyrovsky and Volmer–Tafel routes. *Electrochimica Acta*. 1998;44:841–851.
125. Yao F, Yang Q, Sun J, Chen F, Zhong Y, Yin H, He L, Tao Z, Pi Z, Wang D, Li X. Electrochemical reduction of bromate using noble metal-free nanoscale zero-valent iron immobilized activated carbon fiber electrode. *Chemical Engineering Journal*. 2020;389:123588.
126. Comninellis C, Chen G. *Electrochemistry for the Environment*; Springer. 2010;2015. Chapter 12.
127. Gutz C, Banziger M, Bucher C, Galvao TR, Waldvogel SR. Development and scale-up of the electrochemical dehalogenation for the synthesis of a key intermediate for NS5A inhibitors. *Organic Process Research and Development*. 2015;19:1428–1433.
128. Mohle S, Zirbes M, Rodrigo E, Gieshoff T, Wiebe A, Waldvogel SR. Modern electrochemical aspects for the synthesis of value-added organic products. *Angewandte Chemie International Edition*. 2018;57:6018–6041.
129. Fagnekar Nilesh ASM. Removal of turbidity using electrocoagulation. *International Journal of Research in Engineering and Technology*. 2015;4:537–543. Available:<https://doi.org/10.15623/ijret.2015.0406094>.
130. Linares-Hernandez I, Barrera-Díaz C, Bilyeu B, Juarez-García Rojas P, Campos-Medina E. A combined electrocoagulation-electrooxidation treatment for industrial wastewater. *Journal of Hazardous Materials*. 2010;175:688–694. Available:<https://doi.org/10.1016/j.jhazmat.2009.10.064>.
131. Can OT, Kobya M, Demirbas E, Bayramoglu M. Treatment of the textile wastewater by; 2006. Available:<https://doi.org/10.1016/j.chemosphere.2005.05.022>.
132. Shen F, Chen X, Gao P, Chen G. Electrochemical removal of fluoride ions from industrial wastewater. *Chemical Engineering Science*. 2003;58:987–993. Available:[https://doi.org/10.1016/S0009-2509\(02\)00639-5](https://doi.org/10.1016/S0009-2509(02)00639-5).
133. Ingelsson M, Yasri N, Roberts EPL. Electrode Passivation, faradaic efficiency, and performance enhancement strategies in electrocoagulation—A Review. *Water Research*. 2020;187:116433.
134. Almukdad A, Hafiz M, Yasir AT, Alfahel R, Hawari AH. Unlocking the application potential of electrocoagulation process through hybrid processes. *Journal of Water Process Engineering*. 2021;40:101956.
135. Mao Y, Zhao Y, Cotterill S. Examining current and future applications of electrocoagulation in wastewater treatment. *Water*. 2023;15(8):1455. Available:<https://doi.org/10.3390/w15081455>
136. Azarian G, Rahmani AR, Masoudi khoram M, Atashzaban Z, Nematollahi D. New batch electro-coagulation process for treatment and recovery of high organic load and low volume egg processing industry wastewater. *Process Safety and Environmental Protection*. 2018;119:96–103. Available:<https://doi.org/10.1016/j.psep.2018.07.025>
137. Dąbrowski A, Hubicki Z, Podkościelny P, Robens E. Selective removal of the heavy metal ions from waters and industrial wastewaters by ion-exchange method. *Chemosphere*. 2004;56:91–106.
138. Kang SY, Lee JU, Moon SH, Kim KW. Competitive adsorption characteristics of Co<sup>2+</sup>, Ni<sup>2+</sup>, and Cr<sup>3+</sup> by IRN-77 cation exchange resin in synthesized wastewater. *Chemosphere*. 2004;56:141–147.
139. Cavaco SA, Fernandes S, Quina MM, Ferreira LM. Removal of chromium from electroplating industry effluents by ion exchange resins. *Journal of Hazardous Materials*. 2007;144:634–638.
140. Qasem NA, Mohammed RH, Lawal DU. Removal of heavy metal ions from wastewater: A comprehensive and critical review. *NPJ Clean Water*. 2021;4:1-15.

141. Schloss PD, Handelsman J. Metagenomics for studying unculturable microorganisms: Cutting the Gordian knot. *Genome Biology*. 2005;6:229.
142. Foerstner KU, Von-Mering C, Bork P. Comparative analysis of environmental sequences: Potential and challenges. *Philosophical transactions of the Royal Society of London Series B, Biological Sciences*. 2006;361:519–523.
143. Raes J, Foerstner KU, Bork P. Get the most out of your metagenome: Computational analysis of environmental sequence data. *Current Opinion in Microbiology*. 2007;10:490–498.
144. Marsh S. Pyrosequencing applications. *Methods in Molecular Biology*. 2007; 373:15–24.
145. Siezen RJ, Galardini M. Genomics of biological wastewater treatment. *Microbial Biotechnology*. 2008;1:333–340.
146. Balcom IN, Driscoll H, Vincent J, Leduc M. Metagenomic analysis of an ecological wastewater treatment plant's microbial communities and their potential to metabolize pharmaceuticals. *F1000 Research*. 2016;5:1881.
147. Kumar SS, Shantkriti S, Muruganandham T, Muruges E, Rane N, Govindwar NP. Bioinformatics aided microbial approach for bioremediation of wastewater containing textile dyes. *Ecological Informatics*. 2016;31:112–121.
148. Leddy MB, Plumlee MH, Kantor RS, Nelson KL, Miller SE, Kennedy LC, Stamps BW, Spear JR, Hasan NA, Colwell RR. High-throughput DNA sequencing to profile microbial water quality of potable reuse. *Water Online*. 2018;1-4.
149. Peng SM, Chen YD, Guo WQ, Yang SS, Wu QL, Luo HC, Ren NQ. The Application of computational fluid dynamics (CFD) in wastewater biological treatment field. *Applied Mechanics and Materials*. 2014;507:711–715.
150. Do-Quang Z, Cockx A, Line A, Roustan M. Computational fluid dynamics applied to water and wastewater treatment facility modeling. *Environmental Engineering and Policy*. 1998;1:137–147.
151. Samstag RW, Ducoste JJ, Griborio A, Nopens I, Batstone DJ, Wicks J, Laurent J. CFD for wastewater treatment: An overview. *Water Science and Technology*. 2016;74:549–563.
152. Elshaw A, Hassan NMS, Khan MMK. CFD modelling and optimisation of a wastewater treatment plant bioreactor—A case study. In *Proceedings of the 2016 3rd Asia-Pacific World Congress on Computer science and Engineering (APWC on CSE)*. 2016;232–239. Available: <https://doi.org/10.1109/APWC-on-CSE.2016.046>.
153. Nourani V, Elkiran G, Abba SI. Wastewater treatment plant performance analysis using artificial intelligence – An ensemble approach. *Water Science and Technology*. 2018;78(10):2064–2076.
154. Kesari KK, Soni R, Jamal QMS, Tripathi P, Lal JA, Jha NK, Siddiqui MH, Kumar P, Tripathi V, Ruokolainen J. Wastewater treatment and reuse: A review of its applications and health implications. *Water, Air and Soil Pollution*. 2021;232: 208. Available: <https://doi.org/10.1007/s11270-021-05154-8>
155. Ramadas M, Samantaray AK. Applications of remote sensing and GIS in water quality monitoring and remediation: A state-of-the-art review. In *Bhattacharya S, Gupta A, Gupta A, Pandey A. (Eds.), Water remediation. Energy, Environment, and Sustainability*. Springer; 2018.

**Disclaimer/Publisher's Note:** The statements, opinions and data contained in all publications are solely those of the individual author(s) and contributor(s) and not of the publisher and/or the editor(s). This publisher and/or the editor(s) disclaim responsibility for any injury to people or property resulting from any ideas, methods, instructions or products referred to in the content.

© Copyright (2024): Author(s). The licensee is the journal publisher. This is an Open Access article distributed under the terms of the Creative Commons Attribution License (<http://creativecommons.org/licenses/by/4.0>), which permits unrestricted use, distribution, and reproduction in any medium, provided the original work is properly cited.

*Peer-review history:*  
The peer review history for this paper can be accessed here:  
<https://www.sdiarticle5.com/review-history/121445>