



Influence of Organic and Inorganic Soil Amendments on Soil Moisture Content and Micronutrients

E. K. Kago^{1*}, Z. M. Kinyua², J. M. Maingi¹ and P. O. Okemo¹

¹*Department of Microbiology, Kenyatta University, P.O.Box 43844 - 00100, Nairobi, Kenya.*

²*Plant Pathology Section, Kalro-Narl Kabete, P.O.Box 14733 - 00800, Nairobi, Kenya.*

Authors' contributions

This work was carried out in collaboration among all authors. Author EKK did the sample collection, did soil amendments, performed the experiment, analyzed data and prepared the first draft. Author ZMK provided the working protocols for soil amendments and guided (supervised) the activity. Authors JMM and POO provided general guidance on the experiment and edited the manuscript. All the authors read and approved the manuscript.

Article Information

DOI: 10.9734/IJPSS/2019/v29i530156

Editor(s):

(1) L. S. Ayeni, Department of Agricultural Science, Adeyemi College of Education, PMB 520, Ondo, Ondo State, Nigeria.

Reviewers:

(1) S. A. Ojobor, Delta State University, Nigeria.

(2) Mercy Ijenyo, Dalhousie University, Canada.

(3) E. Siva Rami Reddy, Tanta University, India.

Complete Peer review History: <http://www.sdiarticle3.com/review-history/51266>

Original Research Article

Received 01 July 2019
Accepted 07 September 2019
Published 17 September 2019

ABSTRACT

Aims: This study was carried out to evaluate the influence of organic and inorganic soil amendments on soil moisture content and micronutrients in semi and arid areas.

Methodology: The study was laid out as randomized complete block design (RCBD) in split plot arrangement for two seasons. The treatments were ChalimTM, Super-hydro-grow polymer and Metham sodium, Metham sodium, Metham sodium + Orange peel, Super-hydro-grow polymer, Control, Brassica tissue, ChalimTM + Super-hydro-grow polymer, Brassica tissue + Orange peel and Metham sodium + Super-hydro-grow polymer. Soils were sampled from each experimental site, dried and taken to laboratories for determination of Zinc, Iron, Manganese and copper both at initial and at the end of the experiment using a SpectrAA- 40 atomic absorption spectrometer, PSC-56 programmable sample changer. Moisture content was calculated by subtracting total dry soil plus Petri dish weight from total wet soil plus Petri dish weight. Calculated moisture content was recorded in all samples across the two seasons for analysis.

*Corresponding author: E-mail: kagoelizabeth96@gmail.com;

Results: There was a significant difference ($p \leq 0.05$) in the treatment effect on soil moisture content in except for MS and CM+OP in both season one and season two in the green house. A combination of both organic and inorganic soil amendments like BT+OP, BT+ SHG had the highest moisture content. There was significant difference ($p \leq 0.05$) in the soil amendments effect on the amount of Micronutrients in the beginning and end of the experiment.

Conclusion: Through this study, it was realized significant difference ($p \leq 0.05$) in the soil amendments effect on soil moisture content in all the treatment in both seasons. BT +SHG soil amendment was superior in maintaining soil moisture content in both season 1 and 2. It is therefore recommended that Metham sodium should not be applied in very dry soil to avoid reduction of the moisture content. There was micronutrient increment in all the treatments. BT+ SHG was superior soil amendment in increment of micronutrients.

Keywords: Organic; inorganic; amendments; moisture content; micronutrient.

1. INTRODUCTION

The increasing global population coupled with the challenges of environmental degradation and an increasingly variable climate has created a world-wide need for improved food security [1,2]. Green Revolution on one hand increased crop production per unit area and on other hand it also has resulted in greater depletion of soil phytoavailable micronutrients as less attention has been paid to micronutrients fertilization [3]. Impact of micronutrient deficiency in crop production is well documented as loss of yield [4]. The essential nutrients for plants are divided into two groups, macronutrients (N, P, S, K, Ca, Mg, Cl) and micronutrients (B, Co, Cu, Fe, Mn, Mo, Ni, Zn) [5]. While macronutrients have huge effects on the yield of crops and are needed in large amounts, micronutrient deficiency can also considerably reduce the yield and nutritional quality of crop products, although they are not required in large amounts [6]. Micronutrients play a vital role in gene expression, biosynthesis of protein, nucleic acids, growth substances, metabolism of carbohydrates and lipids through their involvement in various plant enzymic systems and other physiologically active molecules [4].

Zn being participatory in the structure of Rubisco, activates several biochemical reactions in the photosynthetic metabolism [7]. In the thylakoid lamellae, Zn inhibits the production of high toxic hydroxyl radicals in Haber–Weiss reactions due to its high affinity with cysteine and histidine [7, 8]. Cu acts as a cofactor of enzymes and plays significant role in respiration, photosynthesis, lignifications, phenol metabolism, protein synthesis, regulation of auxins [9,10]. Apart from this, some copper proteins that are localized in cytoplasm, stroma of chloroplast, peroxisomes and other plant organelles act as the most effective scavenger of reactive oxygen species

[11,12]. Iron (Fe) is an unavoidable and one of the most prominent constituent of a number of proteins and enzymes that plays important roles in key metabolic processes, including cellular respiration, oxygen transport, lipid metabolism, the tricarboxylic acid (TCA) cycle, gene regulation, synthesis of metabolic intermediates, and DNA biosynthesis as well as making it essential for photosynthesis and chlorophyll biosynthesis [13,14]. The role of manganese (Mn) in photosynthesis is indispensable as it participate in photolysis of water at photosystem II that provides electrons needed for the onset of electron transport system [15,16].

The provision of nutrients to the plant in quantities that are optimal for their subsequent utilization is a primary aim of crop fertilizer programme since yields and quality are adversely affected by any deviation [17]. Soil amendments are added to the soil to increase the organic contents and improve the structure to enable the soil to have a high capacity of holding nutrients [18]. Adding a soil amendment, also known as soil conditioning; helps improve plant growth and health [19]. The type of amendment depends on the prevailing soil composition/condition, the climate, and the type of plant. Amendments provide energy and nutrients to soil, drastically changing the environment for the growth and survival of crops and microorganisms [19]. Due to scarcity of organic amendments, the inorganic materials have become increasingly popular in adjusting the soils physicochemical characteristics, enhancing growth and consequently promoting yields of crop [20]. In order to enhance the micronutrient status of these soils, there is need for assessment of their initial micronutrient status in order to integrate the appropriate soil fertility management that involves judicious use of combined organic and inorganic fertilizers. This is a feasible approach which has been employed

in overcoming soil fertility constraints [21,22]. Therefore, an integrated use of inorganic fertilizers with organic manures is a sustainable approach for efficient nutrient usage which enhances efficiency of the chemical fertilizers while reducing nutrient losses [23]. Therefore, micronutrient deficiency has become a limiting factor for crop productivity in many agricultural soils. In order to obtain the genetic potential yields of crops, correcting micronutrient deficiencies is necessary. However, availability and uptake of micronutrients are affected by the presence of the macronutrients present in these amendments due to either negative or positive interactions [24].

The availability of water is the most important factor that limits development of agriculture in arid and semi-arid [25]. According to Shabaan et al. [26] the benefits derived from polymer

application to soil include an increase in the water holding capacity and soil nutrient reserves and a reduction in soil compaction. The intrinsic water-holding capacity of organic amendments is greater than that of most mineral soils [27], so degraded soils with organic amendments can show an immediate increase in water-holding capacity [28]. Organic amendments may [29] or may not [30] increase available water. The question to be posed is how to build up and maintain soil fertility under the poverty faced by many farmers. The need for added external nutrients and maintain soil moisture is imperative as inorganic commercial fertilizers are expensive; their use is sometimes unprofitable especially because of blanket recommendations. This study was carried out to evaluate the influence of organic and inorganic soil amendments on soil moisture content and micronutrients.



Fig. 1. Map showing Nairobi County (Highlighted in red) study site

2. MATERIALS AND METHODS

2.1 Study Site

The study was conducted at KALRO Kabete. The station is located in Nairobi County. It is situated about 8km Northwest of Nairobi 360411E and 01015'S and at an altitude of 1737 m above sea level in the upper semi-humid agro-ecological zone UM3 [31]. The rainfall is bimodal; the average received ranging from 600 to 2000 mm per year. The area is reliable and favorable for agricultural activities, with the April-July period receiving 60% and October-November 40% of precipitation. It has two crop growing periods with a total of 150-214 days. The mean annual temperature ranges from 18.0°C to 21.9°C. Soils at KARLO, Kabete, are dominated by humic Nitisols [32] with a clay texture and are known locally as Kikuyu red loam.

2.2 Experimental Design and Treatments

The experiment was carried out in July, 2017 and was replicated three times. The experiment was laid out in randomized complete block design (RCBD) in split plot arrangement in the field. A plot measuring 66 m by 28.5 m was marked, cleared, ploughed, harrowed and demarcated into 150 plots each measuring 2.4 m x 3.75 m. Spacing of the host crops of interest: potato - (Tigoni variety), tomato (Caj variety) and capsicum (California Wonder)) was carried out at 75 cm between the rows and 30 cm within the rows. The treatments were Chalim™, Super-hydro-grow polymer and Metham sodium, Metham sodium, Metham sodium + Orange peel, Super-hydro-grow polymer, Control, Brassica tissue, Chalim™ + Super-hydro-grow polymer, Brassica tissue + Orange peel and Metham sodium + Super-hydro-grow polymer. All agronomic practices including, watering, fertilization, weeds, pests and disease control were well managed.

2.3 Preparation of Soil Amendments

Fresh leaves of cabbage plant residues (Brassicae Tissue) (Glucosinolate), were finely chopped and incorporated into the soil at a depth of 20 cm, at the rate of 3969 g per 2.4 m x 3.75 m plot (4355.56 kg/ha), The inoculated soil was thoroughly mixed with the finely chopped cabbage plant residue, ensuring that all the residues were well incorporated in the soil. Freshly dried finely chopped peels of orange plant (90% monoterpenes and d-limonene)

residues were incorporated into the soil at a depth of 20 cm, at the rate of 3969 g per 2.4 m x 3.75 m plot (4355.56 kg/ha). The inoculated soil was thoroughly mixed with the finely chopped orange peels residues; ensuring that all the residues were well incorporated in the soil. Metham sodium (dithiocarbamate), a chemical fumigant was applied in 12 plots of 2.4 m x 3.75 m at the rate of 200 ml/m² i.e. (1800 ml in 9 L of water). This was the positive control. This was done in each of the 6 furrows where each furrow received 1800 ml of the mixture (10.800 L), approximately 2000 L/ha. The sprayed furrows were thereafter covered with soil awaiting three weeks to the planting of the test crops. Chalim™ (Calcium hypochlorite) effect was assessed in the inoculated field after application at the rate of 227.81 g per 2.4 m x 3.75 m plot (250 kg/ha). Super-hydro-grow polymer (sodium polyacrylate) was applied in 12 plots of 2.4 m x 3.75 m at the rate of 200 ml/m² using knap-sack sprayer. Combination of Chalim™ (Calcium hypochlorite) + Super-hydro-grow polymer (sodium polyacrylate) was applied at the rate of 227.81 g per 2.4 m x 3.75 m plot (250 kg/ha) and 2.4 m x 3.75 m at the rate of 200 ml/m² respectively. Metham sodium (dithiocarbamate) + Super-hydro-grow polymer (sodium polyacrylate) was applied in a 2.4 m x 3.75 m plot at the rate of 200 ml/m² and 3969 g per 2.4 m x 3.75 m plot (4355.56 kg/ha). Metham sodium (dithiocarbamate) + Orange peel (90% monoterpenes and d-limonene) treatment was applied in a 2.4 m x 3.75 m at the rate of 200 ml/m² and Orange peel rate of 3969 g per 2.4 m x 3.75 m plot (4355.56 kg/ha). Brassica tissue + Orange peel treatment were applied at a rate of 3969 g per 2.4 m x 3.75 m plot (4355.56 kg/ha) and Orange peel (90% monoterpenes and d-limonene) at a rate of 3969 g per 2.4 m x 3.75 m plot (4355.56 kg/ha) respectively. Pre-determined concentrations of all the amendments were applied per furrow and the crop of interest planted.

2.4 Data Collection and Analysis

Soil samples were collected using zig zag method, where a sterile dry glass Petri dish was used per sample. 50 g of wet soil was added from respective plots to an already labelled dry glass Petri dish and total weight taken. The sample was oven dried at 122°C for 24 hours. Moisture content was calculated by subtracting total dry soil plus Petri dish weight from total wet soil plus Petri dish weight. Calculated moisture content was recorded in all samples across the

two seasons for analysis. The oven-dried soil samples were extracted in a 1:10 ratio (w/v) with 0.1 M HCl. A SpectrAA- 40 atomic absorption spectrometer, PSC-56 programmable sample changer, Epson LX-80 printer, and copper, zinc, iron and Manganese hollow cathode lamps from Agilent Technologies, Inc. were used in the procedure. The collected data was subjected to a three-way ANOVA to determine if the main effects and interaction effect between three independent variables (i.e. Season, time and treatment) on a continuous dependent variables (i.e. moisture content, Micronutrients) were significant using Genstat Edition 15. Whenever F tests were significant, means were separated using Fisher's protected least significant difference test at 5% level.

3. RESULTS AND DISCUSSION

3.1 Influence of Organic and Inorganic Amendments on Soil Moisture Content

There was significant difference ($p \leq 0.05$) in the soil amendments effect on soil moisture content in all the treatment except for MS and CM in both season 1 and season 2 in the field. The two soil amendments that yielded the least amount of soil moisture content were inorganic in nature. The results concurs with findings of Kago et al. [33]

that revealed that Metham sodium reduces moisture content in the soils amended with the treatment.

A combination of both organic and inorganic soil amendments like BT+OP, BT+SHG had the highest moisture content. In order to maintain water in the soil for longer period after an irrigation event, some additional materials such as organic matter, soil conditioners are added into the soil. Soil conditioners both natural and synthetic; contribute significantly to provide a reservoir of soil water to plant on demand in the upper layers of the soil where the root systems normally develop. Their use has been tested to increase the water holding capacity of sandy soils [34] and Nazarli et al. [35] and Dutra et al. [36] demonstrated the close relation between soil moisture and crop yield. BT+SHG soil amendment was superior in maintaining soil moisture content in both season 1 and 2 in the field. BT treatment is organic manures that not only improve the soil physical, chemical and biological properties [37] but also improves the moisture holding capacity of soil, thus resulting in enhanced crop productivity along with better quality of crop produce [38]. In order to increase crop water use efficiency (WUE) in arid and semi arid areas, new innovations for saving irrigation water need to be established. In connection with this, the rise of scientific management revolution

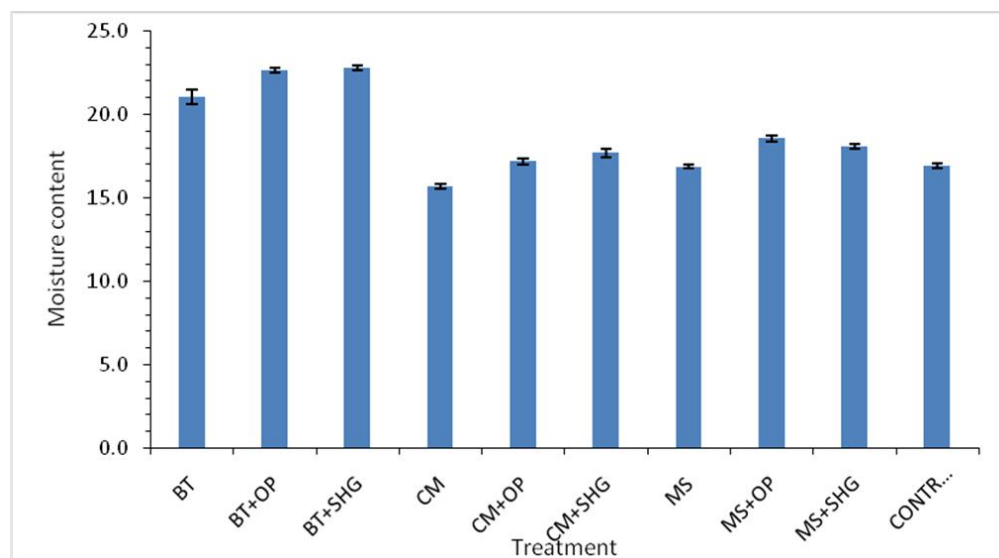


Fig. 2. Effect of organic and inorganic amendments on moisture content (Season 1)
 BT-Brassicae Tissue, BT+OP -Brassica tissue+Orange peel, BT+SHG- Brassicae Tissue+ Super-hydro-grow polymer, CM- Chalim™, CM+OP- Chalim™+ Orange peel, CM+SHG- Chalim™+ Super-hydro-grow polymer, MS- Metham sodium, MS+OP- Metham sodium+ Orange peel, MS+SHG- Metham sodium+ Super-hydro-grow polymer

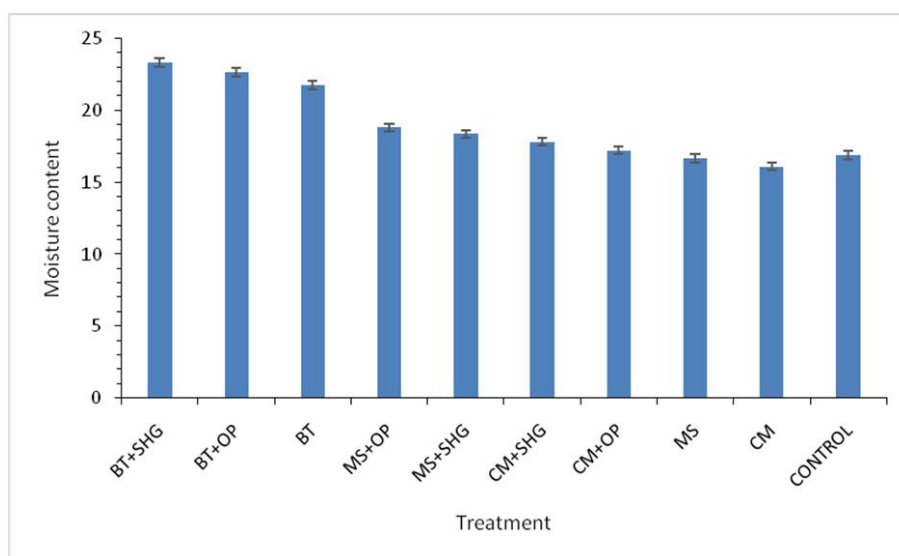


Fig. 3. Effect of organic and inorganic amendments on moisture content (Season 2)

BT-Brassicae Tissue, BT+OP -Brassica tissue+Orange peel, BT+SHG- Brassicae Tissue+ Super-hydro-grow polymer, CM- Chalim™, CM+OP- Chalim™+ Orange peel, CM+SHG- Chalim™+ Super-hydro-grow polymer, MS- Metham sodium, MS+OP- Metham sodium+ Orange peel, MS+SHG- Metham sodium+ Super-hydro-grow polymer

of irrigation has been suggested as an option for reducing water use and at the same time increase the water use efficiency of crop production in arid and semi-arid regions [39]. Availability of water is the most important factor limiting development of agriculture in arid and semi-arid regions [25]. Simba [40] argues that water is the main input in horticulture which affects both quality and quantity of yield directly. In the control experiment the soil moisture content increased in season two due to the presence of agrosobor gel even without any amendment. This is in agreement with a study done by Silberbush [34] that found a gel-forming hydrophilic polymer increases the water holding capacity of sandy soils. Gehring and Lewis [31] reported moisture stress of plants decreased by incorporation of a hydrogel into the medium. Wallace and Wallace [41,42] reported increased tomato, cotton, and lettuce emergence rates in various soils with different combinations of polyacrylamide (PAM). Water held in the expanded hydrogel is intended as a soil reservoir for maximizing the efficiency of plant water uptake [43].

3.2 Influence of Organic and Inorganic Amendments on Micronutrients

There was significant difference ($p \leq 0.05$) in the soil amendments effect on the amount of copper

in all the treatments in the beginning and end of the experiment. In our current study, MS and BT+OP soil amendments revealed to be superior in increment of copper. The least increment of copper was recorded in the control experiment followed by CM and MS+SHG. In general, the amount of Cu in the plots fertilized organically was higher than for soils fertilized with inorganic products. Katyal and Sharma [44] found that, DTPA-extractable Cu was significantly correlated with soil organic matter content, as it was in the present study. The higher levels of Cu in the plots fertilized organically may be due to the formation of organo-Cu complexes [45]. The organic matter in the amendments has Cu binding properties. As a result, soils amended with organic amendments may have larger Cu binding capacity than unamended soils [46]. The availability of micronutrients is particularly sensitive to changes in soil environment. The factors that affect the contents of such micronutrients are organic matter, soil pH, lime content, sand, silt, and clay contents revealed from different research experiments [47]. Singh et al. [48] showed that NPK fertilization significantly influenced the increase, and organic fertilization to reduce the mobility of Cu and Mn.

There was significant difference ($p \leq 0.05$) in the soil amendments effect on the amount of iron in all the treatments in the beginning and end of the

experiment. The study established a higher iron amount in CM compared to BT soil amendment. This agrees with a study done by Kago et al. [33] that established plots treated with Chalim™ treatments recorded higher amounts of iron compared to the other treatments with

BT1908 that recorded lower values. Iron is an essential plant nutrient that is required in small quantity for growth and development of plant. It is harmful when present in large quantity in soils. Iron is taken up by plants at a much higher rate than is the case with other trace elements [49].

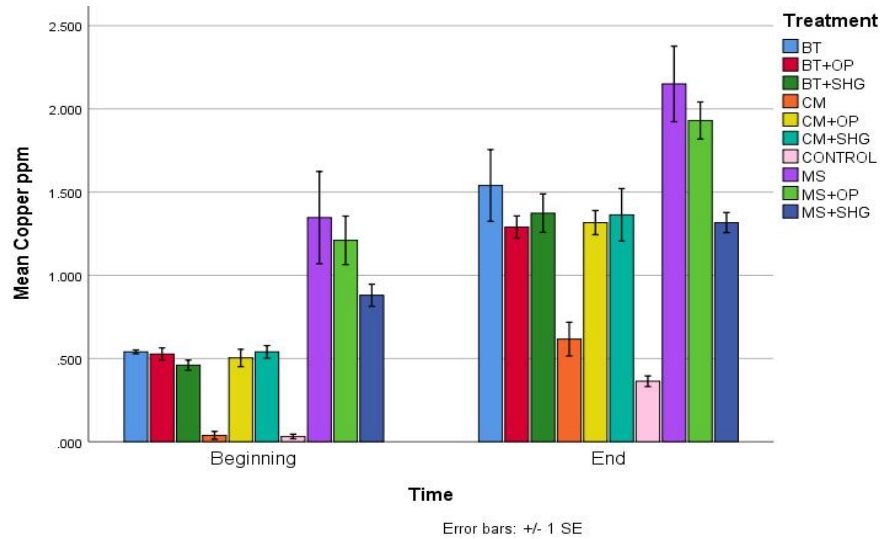


Fig. 4. Effect of organic and inorganic amendments on amount of copper in the soil
 BT-Brassicae Tissue, BT+OP -Brassica tissue+Orange peel, BT+SHG- Brassicae Tissue+ Super-hydro-grow polymer, CM- Chalim™, CM+OP- Chalim™+ Orange peel, CM+SHG- Chalim™+ Super-hydro-grow polymer, MS- Metham sodium, Ms+OP- Metham sodium+ Orange peel, MS+SHG- Metham sodium+ Super-hydro-grow polymer

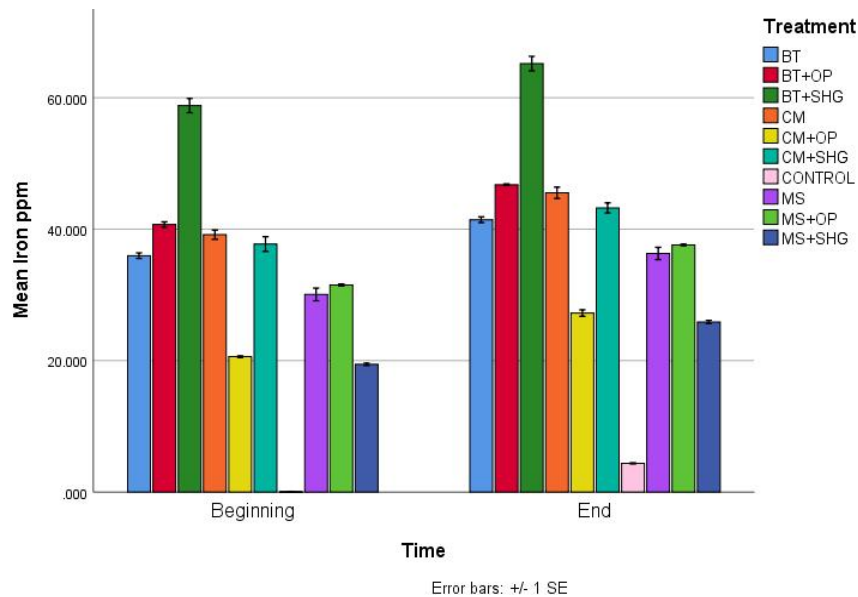


Fig. 5. Effect of organic and inorganic amendments on amount of iron in the soil
 BT-Brassicae Tissue, BT+OP -Brassica tissue+Orange peel, BT+SHG- Brassicae Tissue+ Super-hydro-grow polymer, CM- Chalim™, CM+OP- Chalim™+ Orange peel, CM+SHG- Chalim™+ Super-hydro-grow polymer, MS- Metham sodium, Ms+OP- Metham sodium+ Orange peel, MS+SHG- Metham sodium+ Super-hydro-grow polymer

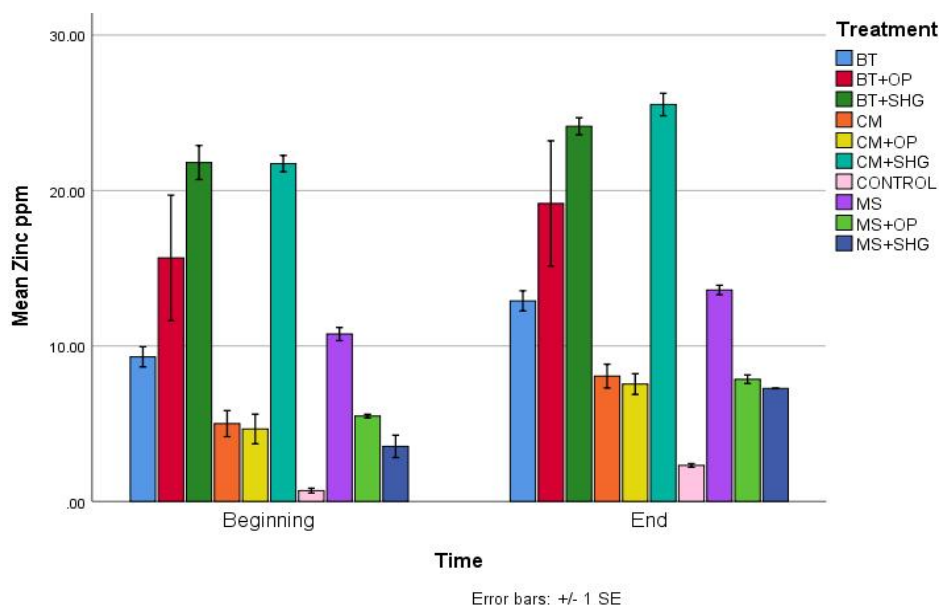


Fig. 6. Effect of organic and inorganic amendments on amount of zinc in the soil
BT-Brassicae Tissue, BT+OP -Brassica tissue+Orange peel, BT+SHG- Brassicae Tissue+ Super-hydro-grow polymer, CM- Chalim™, CM+OP- Chalim™+ Orange peel, CM+SHG- Chalim™+ Super-hydro-grow polymer,MS- Metham sodium, Ms+OP- Metham sodium+ Orange peel, MS+SHG- Metham sodium+ Super-hydro-grow polymer

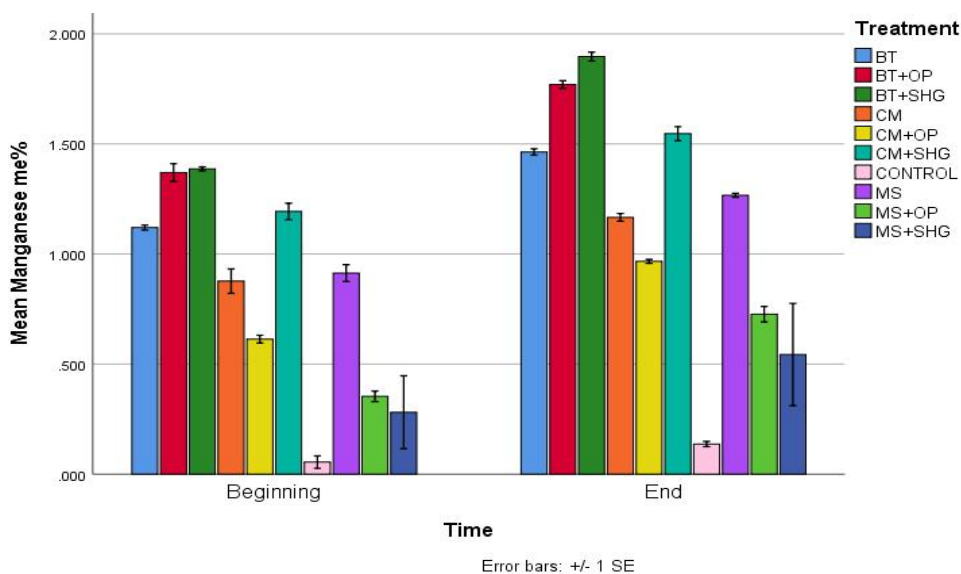


Fig. 7. Effect of organic and inorganic amendments on amount of manganese in the soil
BT-Brassicae Tissue, BT+OP -Brassica tissue+Orange peel, BT+SHG- Brassicae Tissue+ Super-hydro-grow polymer, CM- Chalim™, CM+OP- Chalim™+ Orange peel, CM+SHG- Chalim™+ Super-hydro-grow polymer,MS- Metham sodium, Ms+OP- Metham sodium+ Orange peel, MS+SHG- Metham sodium+ Super-hydro-grow polymer

Addition of organic soil amendments in this current study increased the amount of iron in the soil which disagrees with a study done by Oluwadare et al. [50] that found organic fertilizers

significantly reduced Fe status below control but in the second year while increasing application rates of fertiplus and compost plus significantly reduced Fe status below the control. The

decrease in soil Fe status in the second year was due to the increased soil pH from residual effect of the applied manures. Sahrawat [49], reported that the availability of Fe tend to decrease as pH increases. The responsible mechanism for this, might be the formation of low solubility compounds as also reported by Akporhonor and Agbaire [51]. Through both years, the resulting Fe status was still in the high rating ($Fe > 10$) as reported by Kparmwang et al. [52]. Deficiency of microelements in plants results firstly in decreasing plant resistance to harmful environmental factors, followed by declining yields and their quality [6].

There was significant difference ($p \leq 0.05$) in the soil amendments effect on the amount of Zinc in all the treatments in the beginning and end of the experiment. According to Kago et al. [33], the amount of zinc in the soil on plots treated with the various treatments was higher than the initial values although the treatments did not differ significantly ($P > 0.05$) from each other.

The study established the amount of Zinc in BT+OP was higher than CM alone. This concurs with a study by Maqueda et al. [53] that Zn amount in the plots fertilized with organically was higher than in inorganic plots, and the differences were always significant. A study by Oluwadare et al. [50] in the first cropping season, effect of fertiplus on soil Zn status was not significant, while those of compost plus and NPK brought significant increase in Zn status. In the second year, application of each treatment increased Zn status significantly, with the highest increment of 0.75 mg/kg being gotten from 10 t/ha of fertiplus application. This agrees with findings of Kparmwang et al. [54]; Mustapha and Singh [55], who reported that organic matter serves as the main reservoir of plant available zinc in Nigeria savanna soils in view of the small amount of clay content. The second year increment in Zn status from the organo-minerals application was due to the residual effect of the organic fertilizers. Liming significantly decreased the content of available forms of Mn and Zn in soil. Singh *et al.* [48] showed that NPK fertilization significantly influenced the increase, and organic fertilization to reduce the mobility of Cu and Mn. In the case of zinc observed in this study, liming resulted in a decrease of its content, while FYM applications significantly increased the content of this element in soil in relation to the control object. Similar relationships were observed by Sienkiewicz et al. [56].

There was significant difference ($p \leq 0.05$) in the soil amendments effect on the amount of Manganese in all the treatments in the beginning and end of the experiment. This disagrees with a study done by Oluwadare et al. [50] found that there were no significant differences between the mean total micronutrient contents of the plots before the start of the experiment and after 5 years of organic or inorganic fertilization.

Oluwadare et al. [50] revealed that none of the treatments produced significant effect on soil Mn in the first year, except 10 t/ha fertiplus application which significantly reduced Mn status below the control. Just like the observed trend for Fe in the second year, soil Mn was also significantly decreased by the residual effects of both organic fertilizers. The increase in the soil micronutrient status in the second year was as a result of residual effect of fertiplus and compost plus.

4. CONCLUSION

Through this study, it was realized significant difference ($p \leq 0.05$) in the soil amendments effect on soil moisture content in all the treatment except for MS and CM in both season 1 and season 2 in the field. BT +SHG soil amendment was superior in maintaining soil moisture content in both season 1 and 2 in the field. A combination of both organic and inorganic soil amendments like BT+OP, BT+SHG had the highest moisture content. The study established that polymers have the ability to absorb, hold and release water whenever required by the plants thus we recommend farmers to use it in arid and semi arid area to retain water in soils. In our current study, MS and BT+OP soil amendments revealed to be superior in increment of copper. The least increment of copper was recorded in the control experiment followed by CM and MS+SHG. There was significant difference ($p \leq 0.05$) in the soil amendments effect on Micronutrients in all the treatments in the beginning and end of the experiment. It is therefore recommended that Metham sodium should not be applied in very dry soil to avoid reduction of the moisture content. BT+ SHG was superior soil amendment in increment of micronutrients.

ACKNOWLEDGEMENTS

We want to thank Thurairaja for data analysis and Nicholas Gituma Bundi for manuscript proofreading.

COMPETING INTERESTS

Authors have declared that no competing interests exist.

REFERENCES

1. Beddington J, Asaduzzaman M, Clark M, Fernández A, Guillou M, Jahn M, Erda L, Mamo T, Van Bo N, Nobre CA, Scholes R, Sharma R, Wakhungu J. Achieving food security in the face of climate change: Final report from the Commission on Sustainable Agriculture and Climate Change. CGIAR Research Program on Climate Change, Agriculture and Food Security (CCAFS). Copenhagen, Denmark; 2012.
Available:www.ccafs.cgiar.org/commission
2. Godfray H, Beddington JR, Crute IR, Haddad L, Lawrence M, Pretty J, Robinson S, Thomas S, Toulmin C. Food security: The challenge of feeding 9 billion people. *Science Express*; 2010.
3. Khoshgofarmanesh AH, Schulin R, Chaney RL, Daneshbakhsh B, Afyuni M. Micronutrient-efficient genotypes for crop yield and nutritional quality in sustainable agriculture: A review. *Agronomy for Sustainable Development*. 2010;30:83-107.
4. Shukla AK, Dwivedi BS, Singh VK, and Gill MS. Macro role of micro nutrients. *Indian Journal of Fertilizers*. 2009;5(5):11-30.
5. Patel KP, Singh MV. Scenario of micro - and secondary - nutrients deficiencies and their management in soils and crops of arid and semi - arid regions of Gujarat. *The Proceedings of the International Plant Nutrition Colloquium XVI*, Department of Plant Sciences, UC Davis, UC Davis; 2009.
6. Alloway BJ. Zinc in soils and crop nutrition (2nd Edn.), Paris, France. IZA and IFA Press; 2008.
7. Tsonko T, Lidon F. Zinc in plants—an overview. *Emirate Journal Food Agriculture*. 2012;24.
8. Disante KB, Fuentes D, Cortina J. Response to drought of Zn-stressed *Quercus suber* L. seedlings. *Environment Experimental Botany*. 2010;70:96–103
9. Ravet K, Danford FL, Dihle A, Pittarello M, Pilon M. Spatiotemporal analysis of copper homeostasis in *Populus trichocarpa* reveals an integrated molecular remodeling for a preferential allocation of copper to plastocyanin in the chloroplasts of developing leaves. *Plant Physiology*. 2011;157(3):1300–1312.
10. Rout JR, Ram SS, Das R, Chakraborty A, Sudarshan M, Sahoo SL. Copper-stress induced alterations in protein profile and antioxidant enzymes activities in the in vitro grown *Withania somnifera* L. *Physiology Molecular Biology of Plants*. 2013;19(3):353–361.
11. Yamasaki H, Pilon M, Shikanai T. How do plants respond to copper deficiency. *Plant Signal Behavior* 2008;3:231–232
12. Montes S, Rivera-Mancia S, Diaz-Ruiz A, Tristan-Lopez L, Rios C. Copper and copper proteins in Parkinson's disease. *OxidMed Cell Longev*. 2014;(147251):1–15.
DOI:10.1155/2014/147251
13. Jeong J, Connolly EL. Iron uptake mechanisms in plants: Functions of the FRO family of ferric reductases. *Plant Science*. 2009;176:709–714.
14. Adamski JM, Danieloski R, Deuner S, Braga EJ, de Castro LA, Peters JA. Responses to excess iron in sweet potato: impacts on growth, enzyme activities, mineral concentrations and anatomy. *Acta Physiology of Plant*. 2012;34(5):1827–1836.
15. Millaleo R, Reyes-Díaz M, Ivanov AG, Mora ML, Alberdi M. Manganese as essential and toxic element for plants: transport, accumulation and resistance mechanisms. *Journal of Soil Science Plant Nutrition*. 2010a;10(4):470–481.
16. Millaleo R, Reyes-Díaz M, Ivanov AG, Mora ML, Alberdi M. Manganese as essential and toxic element for plants: Transport, accumulation and resistance mechanisms. *Journal of soil science and plant nutrition* 2010b;10(4):470–481.
17. Harold CP, Karapanos LC, Bebeli PJ, Savvas D. A review of recent research on tomato nutrition, breeding and post-harvest technology with reference to fruit quality; 2007.
18. Saranraj P, Stella D. Vermicomposting and its importance in improvement of soil nutrients and agricultural crops. *Novus Natural Science Research*. 2012;1(1):14-23.
19. Lazarovits G, Tenuta M, Conn KL. Organic amendments as a disease control strategy for soilborne diseases of high-value agricultural crops. *Australasian Plant Pathology*. 2001;30(2):111-117.

20. Rehman MZU, Rizwan M, Ghafoor A, Naeem A, Ali S, Sabir M, Qayyum MF. Effect of inorganic amendments for *in situ* stabilization of cadmium in contaminated soils and its phyto-availability to wheat and rice under rotation. *Environmental Science and Pollution Research*. 2015;22(21): 16897-16906.
21. Abedi T, Alemzadeh A, Kazemelni SA. Effect of organic and inorganic fertilizers on grain yield and protein banding pattern of wheat. *Australian Journal of Crop Science*. 2010;4:384-389.
22. Mugwe J, Mugendi D, Kungu J, Muna MM. Maize yields response to application of organic and inorganic input under on-station and on-farm experiments in central Kenya. *Exp Agric*. 2009;45:47-59.
23. Schoebitz M, Vidal G. Microbial consortium and pig slurry to improve chemical properties of degraded soil and nutrient plant uptake. *Journal of Soil Science and Plant Nutrition*. 2016;16(1): 226-236.
24. Fageri NK, Baligar VC. Lowland rice response to nitrogen fertilization. *Communications in Soil Science and Plant Analysis*. 2001;32:1405–1429.
25. Bozkurt S, Mansuroglu SG. The effects of drip line depths and irrigation levels on yield, quality and water use characteristics of lettuce under greenhouse condition. *African Journal of Biotechnology*. 2011;10 (17):3370-3379, 2011.
26. Shaaban M, Van Zwieten L, Bashir S, Younas A, Núñez-Delgado A, Chhajro MA, Hu RA. Concise review of biochar application to agricultural soils to improve soil conditions and fight pollution. *Journal of Environmental Management*. 2018;228: 429-440.
27. Fierro A, Angers DA, Beauchamp CJ. Restoration of ecosystem function in an abandoned sandpit: plant and soil responses to paper de-inking sludge. *Journal of Applied Ecology*. 1999;36:244-253.
28. Camberato JJ, Gagnon B, Angers DA, Chantigny MH and Pan WL. Pulp and paper mill by-products as soil amendments and plant nutrient sources. *Canadian Journal of Soil Science*. 2006;86:641653.
29. Zibilske LM, Clapham WM, Rourke RV. Multiple applications of paper mill sludge in an agricultural system: Soil effects. *Journal of Environmental Quality*. 2000;29: 19751981.
30. Gupta SC, Dowdy RH, Larson W E. Hydraulic and thermal properties of a sandy soil as influenced by incorporation of sewage sludge. *Soil Science Society of America*. 1977;41:601605.
31. Jaetzold R, Schmidt H. Farm management handbook of Kenya. Natural conditions and farm management Information Ministry of Agriculture, Nairobi; 1983.
32. Food and Agriculture Organization. Soil map of the world, revised Legend. World soil Resource report 60. FAO. Rome; 1990.
33. Kago EK, Kinyua ZM, Okemo PO and Maingi JM. Effects of cabbage tissue and calcium hypochlorite on soil fertility and yields of selected solanaceous crops published by annual review & research in biology; 2013.
34. Silberbush M, Adar E, De-Malach Y. Use of an hydrophilic polymer to improve water storage and availability to crops grown in sand dunes. I. Corn Irrigated By Trickling. *Agricultural water Management*. 1993;23: 303-313.
35. Nazarlil Z, Zardashti MR, Darvishzadeh R, Najafi S. The effect of water stress and polymer on water use efficiency, yield and several morphological traits of sunflower under greenhouse condition. *Notulae Scientia Biologicae*. 2010;2(4):53-58.
36. Dutra CC, Praf F, Paim LR, Scalons PQ. Development of sunflower plants different water supply conditions. *Semina: Science*. 2012;33(6):2657-2668.
37. Heitkamp F, Raupp J, Ludwig B. Soil Organic matter pools and crop yields as affected by the rate of farmyard manure and use of biodynamic preparations in A sandy soil. *Organic agriculture*. 2011;1: 111-124.23.
38. Premsekhar M, Rajashreev. Influence of organic manures on growth, yield and quality of Okra. *American-Eurasian Journal of Sustainable Agriculture*. 2009;3(1):6-8.
39. Dunage VS, Balakrishnan P, Patil MG. Water use efficiency and economics of tomato using drip irrigation under nethouse conditions. *Karnataka Journal Agriculture Science*. 2009;22(1):133-136.
40. Simba FM. A flexible plant based irrigation control for greenhouse crops. M.Sc. Thesis, Physics Department, University of Zimbabwe; 2010.
41. Gehring JM, Lewis AJ. Effect of hydrogel on wilting and moisture stress of bedding

- plants. Journal of American Society of Horticultural Science. 1980;105(4):511–513.
42. Wallace A, Wallace GA. Effects of soil conditioners on emergence and growth of tomato, cotton and lettuce seedlings. Soil Science. 1986a;141:313–316.
43. Mikkelsen RL. Using hydrogels to control nutrient release. Fertilizer Research. 1994; 38:53-59.
44. Katyal JC, Sharma BD. DTPA-extractable and total Zn, Cu, Mn and Fe in Indian soils and their association with some soil properties. Geoderma. 1991;49:165-179.
45. Bolan NS, Duraisamy VP. Role of inorganic and organic soil amendments on immobilisation and phytoavailability of heavy metals: A review involving specific case studies. Australian Journal of Soil Research. 2003;41:533–555.
46. Heemsbergen DA, McLaughlin MJ, Whatmuff M, Warne MS, Broos K, Bell M, Nash D, Barry G, Pritchard D, and Penney N. Bioavailability of zinc and copper in biosolids compared to their soluble salts. Environmental Pollution. 2010;158:1907–1915.
DOI:10.1016/j.envpol.2009.10.037
47. Mahler RL. Boron in Idaho. Agricultural Experiment Station; 2010.
Available:<http://www.cals.uidaho.edu/edcomm/pdf/CIS/CIS1085.Pdf>
48. Singh A, Agrawal M, Marshall FM. The role of organic vs. inorganic fertilizers in reducing phytoavailability of heavy metals in a wastewater-irrigated area. Ecological Engineering. 2010;36:1733–1740
49. Sahrawat KL. Iron toxicity in wet land rice. Occurrence and management through integration of genetic tolerance with plant nutrition. Journal of Indian Society Soil Science. 2003;51(40):409-417.
50. Oluwadare DAZ, Vongir N, Mustapha S, Mohammed GU. Evaluation and enhancement of available micronutrients status of cultivated soil of Nigeria guinea savanna using organic and inorganic amendments. OSR Journal of Agriculture and Veterinary Science. (IOSR-JAVS). 2013;3(5):62-68.
[ISSN: 2319-2380]
[p-ISSN: 2319-2372]
Available:www.iosrjournals.org
51. Akporhonor EE, Agbaire PO. Physiochemical properties and micronutrients status of farmland soils in Abraka, Nigeria. African Journal of Pure and Applied Chemistry. 2009;3(7):131-134.
52. Kpamwang T, Chude VO, Raji BA, Odunze AC. Extractable micronutrients in some soils developed on sandstone and shale in the Benue – Valley, Nigeria. Nigerian Journal Soil Research. 2000;1: 42-48.
53. Maqueda C, Herencia JF, Ruiz JC, Hidalgo MF. Organic and inorganic fertilization effects on DTPA-extractable Fe, Cu, Mn and Zn, and their concentration in the edible portion of crops. The Journal of Agricultural Science. 2011;149:461-472.
54. Kpamwang T, Esu IE, Chude VO. Available and total forms of copper and zinc in basaltic soils of the Nigerian savanna. Communication in Soil Science and Plant Analysis. 1998;29(15/16):2235-2245.
55. Mustapha S, Singh BR. Available zinc, copper, iron and manganese status of the basement complex rock-derived Ultisols in Bauchi State, Nigeria: A case study. Nigerian Journal of Soil Research. 2003;4: 35-40.
56. Sienkiewicz S, Wojnowska , Krzbiec S, Wierzbowska J, Żarczyński P. Content of available forms of some micronutrients in soil after long-term differentiated fertilization. Journal of Elementology. 2009;14:787–794.

© 2019 Kago et al.; This is an Open Access article distributed under the terms of the Creative Commons Attribution License (<http://creativecommons.org/licenses/by/4.0>), which permits unrestricted use, distribution, and reproduction in any medium, provided the original work is properly cited.

Peer-review history:

The peer review history for this paper can be accessed here:
<http://www.sdiarticle3.com/review-history/51266>